

FIBER ROPES

STRENGTH BEYOND



ROPENET



THE LEADING SYNTHETIC FIBER ROPES AND SLINGS MANUFACTURER

ROPENET is a leading manufacturer and solution provider of synthetic mooring, towing, lifting slings and ropes for Shipping, Offshore, Oil and Gas, Lifting and Industrial applications. Driven by a spirit of innovation, we provide optimal solutions for the customer dealing with the difficult challenges. A commitment to the highest levels of product performance, quality of service, sustainability and innovation guides all our actions. Every single rope is produced in accordance with OCIMF recommendations and ISO standards. In order to support the business, we have established a strategic global network at major key-ports, including Singapore, Dubai, Rotterdam, Houston, Brisbane, Panama, and main ports of China. Combined with technical expertise, robust inventory and consistent service, ROPENET creates optimized value and maintains enduring relationships with our customers.



950
employees



160000 m²
production areas



6 production
plants




MOORING



TUGGING



FISHING



OFFSHORE



LIFTING



4100
vessels



130M USD
turnover



113
countries
exported



3200
customers



QUALITY

ROPENET implemented a quality management system according to the requirements of the ISO 9001:2015 standard in order to guarantee that the conception, development and production of products respected.

The production process is meticulously controlled and quality controls can be carried out during any phase, whether initial, intermediate or final. Aware of the importance of investigation and technological innovation applied to quality control, we have our own laboratories for measuring and testing in a scientific and reliable way. These laboratories are completely adequate for testing our range of products. In one of our labs, we test the physical property; in the other one we conduct testing of chemical performance. We also have a test bench that is able to measure loads of up to 2000 Tons.



CONTENTS



6	HOPEX
7	HOPEX 12×12
8	HOPEX DUO
9	HOPEX PLUS
10	HOPEX PRO
11	HOPEX MIX
12	DURA-AR PLUS
13	DURA 24 / TOUGH 24
14	DURA-PA DOUBLE BRAID
15	DURA-PES DOUBLE BRAID
16	DURA-PA
17	DURA-PES
18	DURA-PP
19	WIN-MONO
20	WIN-PES / WIN-HS
21	MOORING TAIL
22	HOPEX SOFT SHACKLE
23	CHAFE PROTECTOR
24	SBA
25	TOUGH-MIX PRO SBA
26	TOUGH-MIX PRO
27	TOUGH-MIX
28	TOUGH-FLEX
30	TOUGH-HS
31	TOUGH-PLUS
32	TOUGH-PP
33	TOUGH-POLYETHYLENE
34	TOUGH-LEAD
36	MAX OCEAN
37	MAX SPM
39	W-FORCE
40	R-FORCE
41	ULTRA R-FORCE
42	HOPEX SLING



MARINE



HOPEX™

Ultra High Molecular Weight Polyethylene

Structure: 12-strand

Made of Ultra High Molecular Weight Polyethylene (UHMWPE) fiber, through special treatment process, very strong but very light, an ideal synthetic rope for the heavy shipping industry. The strength is higher than the steel wire rope of the same size but the weight is only about 1/7 of the steel wire rope. Unique coating treatment and special heat treatment provide excellent wear resistance.

Features

- Specific Gravity: 0.97
- Melting Point: 145°C
- Breaking Elongation: <4%
- Abrasion Resistance: Very Good
- Chemical Resistance: Very Good
- UV Resistance: Very Good
- Water Absorption: 0%
- Wet-dry Strength Ratio: 100%

Applications

- Mooring Lines
- Towing Lines
- Lifting Slings
- Anchor Lines
- Offshore Lines
- Pick Up Lines / Messenger Lines
- Oceanographic Cables
- Fishing Farming
- Wind Farm Lines

Dia		Circ.	Weight		Unspliced MBL		LDBF, Spliced MBL	
mm	inch	inch	kg/100m	lbs/100ft	ton	kN	ton	kN
6	1/4	3/4	2.3	1.5	4.1	40	3.7	36
8	5/16	15/16	4.0	2.7	7.0	69	6.3	62
10	3/8	1-1/8	6.1	4.1	10.7	105	9.7	95
12	1/2	1-1/2	8.7	5.8	15.3	150	13.8	135
14	9/16	1-3/4	11.7	7.9	20.4	200	18.4	180
16	5/8	2	15.2	10.2	26.0	255	23.5	230
18	3/4	2-1/4	19.0	12.8	32.1	315	29.1	285
20	13/16	2-1/2	23.3	15.6	38.8	380	34.7	340
22	7/8	2-3/4	28.0	18.8	45.9	450	41.3	405
24	1	3	33.1	22.2	53.1	520	48.0	470
26	1-1/16	3-1/4	38.6	25.9	61.2	600	55.1	540
28	1-1/8	3-1/2	44.5	29.9	69.9	685	62.8	615
30	1-1/4	3-3/4	50.8	34.1	79.1	775	71.4	700
32	1-5/16	4	57.5	38.6	88.3	865	79.6	780
34	1-11/32	4-1/4	64.6	43.4	98.5	965	88.8	870
36	1-7/16	4-1/2	72.2	48.5	109.2	1070	98.5	965
38	1-1/2	4-3/4	80.1	53.8	119.9	1175	108.2	1060
40	1-5/8	5	88.4	59.3	131.1	1285	117.9	1155
44	1-3/4	5-1/2	106.2	71.3	155.6	1525	140.3	1375
48	2	6	125.5	84.3	181.1	1775	163.3	1600
52	2-1/8	6-1/2	146.4	98.3	208.7	2045	187.8	1840
56	2-1/4	7	168.8	113.3	237.8	2330	213.8	2095
60	2-1/2	7-1/2	192.8	129.4	268.9	2635	241.8	2370
64	2-5/8	8	218.3	146.6	301.0	2950	270.9	2655
68	2-3/4	8-1/2	245.3	164.7	335.2	3285	301.5	2955
72	3	9	273.8	183.8	370.9	3635	333.7	3270
76	3-1/8	9-1/2	303.8	204.0	408.2	4000	367.3	3600
80	3-1/4	10	335.3	225.1	446.4	4375	402.0	3940
88	3-5/8	11	402.8	270.4	528.6	5180	475.5	4660
96	4	12	476.2	319.7	616.3	6040	554.6	5435
100	4-1/8	12-1/2	515.1	345.8	662.8	6495	596.4	5845
104	4-1/4	13	555.5	372.9	710.2	6960	639.3	6265
108	4-1/2	13-1/2	597.3	401.0	759.2	7440	683.2	6695
112	4-5/8	14	640.6	430.1	809.7	7935	728.6	7140
116	4-3/4	14-1/2	685.4	460.2	861.2	8440	775.0	7595
120	5	15	731.6	491.2	914.3	8960	823.0	8065

a. Bespoke diameter and length is available.
 b. ±5% tolerance according to ISO 2307:2010.
 c. LDBF=Line Design Break Force according to OCIMF Mooring Equipment Guidelines 4(MEG4)



HOPEX™ 12x12

Ultra High Molecular Weight Polyethylene

Structure: 12x12-Strand

HOPEX™ 12x12 construction refers to a specific type of rope construction using ultra-high molecular weight polyethylene (UHMWPE) fiber. The HOPEX™ 12x12 rope is engineered with a unique 12-strand construction, offering enhanced strength and flexibility compared to the traditional HMPE 12 rope. This innovative design allows for a more balanced load distribution, significantly increasing the rope's overall durability and performance under stress.

Features

Specific Gravity: 0.97
 Melting Point: 145°C
 Breaking Elongation: < 4%
 Abrasion Resistance: Very Good
 Chemical Resistance: Very Good
 UV Resistance: Very Good
 Water Absorption: 0%
 Wet-dry Strength Ratio: 100%

Applications

Mooring Lines
 Towing Lines
 Lifting Slings
 Anchor Lines
 Offshore lines
 Pick Up Lines / Messenger Lines
 Oceanographic Cables
 Fishing Farming
 Wind Farm Lines

Dia		Circ.	Weight		Unspliced MBL		LDBF, Spliced MBL	
mm	inch	inch	kg/100m	lbs/100ft	ton	kN	ton	kN
40	1-5/8	5	101.7	68.3	137.7	1349	124.0	1215
44	1-3/4	5-1/2	122.1	82.0	163.3	1600	147.4	1445
48	2	6	144.3	96.9	190.3	1865	171.4	1680
52	2-1/8	6-1/2	168.4	113.1	219.4	2150	196.9	1930
56	2-1/4	7	194.1	130.3	249.0	2440	224.5	2200
60	2-1/2	7-1/2	221.7	148.8	282.7	2770	254.1	2490
64	2-5/8	8	251.0	168.5	316.3	3100	284.2	2785
68	2-3/4	8-1/2	282.0	189.3	352.0	3450	316.3	3100
72	3	9	314.8	211.3	388.8	3810	350.5	3435
76	3-1/8	9-1/2	349.5	234.6	428.6	4200	385.7	3780
80	3-1/4	10	385.5	258.8	468.9	4595	423.5	4150
88	3-5/8	11	463.2	311.0	555.1	5440	499.0	4890
96	4	12	547.6	367.6	646.9	6340	581.6	5700

a. Bespoke diameter and length is available.

b. ±5% tolerance according to ISO 2307:2010.

c. LDBF=Line Design Break Force according to OCIMF Mooring Equipment Guidelines 4(MEG4)



HOPEX DUO™

UHMWPE & High Tenacity Polyester

Structure: 12x12-Strand

HOPEX DUO™ is a 12x12 construction rope made of UHMWPE fibers with high tenacity polyester jacket, offering exceptional properties. Its 12-strand braided design provides high strength, superior fatigue resistance, and creep resistance. Despite being a braided rope, it's easy to splice.

Features

Specific Gravity: 0.97~1.10
 Melting Point: 145°C / 260°C
 Breaking Elongation: < 5%
 Abrasion Resistance: Very Good
 Chemical Resistance: Very Good
 UV Resistance: Very Good
 Water Absorption: 0%
 Wet-dry Strength Ratio: Dry ≈ Wet

Applications

Mooring Lines
 Towing Lines
 Lifting Slings
 Messenger Lines
 Oceanographic Cables
 Fishing Farming
 Wind Farm Lines
 Offshore Applications

Dia		Circ.	Weight		Unspliced MBL		LDBF, Spliced MBL	
mm	inch	inch	kg/100m	lbs/100ft	ton	kN	ton	kN
20	13/16	2-1/2	28.0	18.8	38.8	380	34.7	340
22	7/8	2-3/4	33.6	22.6	45.9	450	41.3	405
24	1	3	39.7	26.7	53.1	520	48.0	470
26	1-1/16	3-1/4	46.3	31.1	61.2	600	55.1	540
28	1-1/8	3-1/2	53.4	35.9	69.9	685	62.8	615
30	1-1/4	3-3/4	61.0	41.0	79.1	775	71.4	700
32	1-5/16	4	69.0	46.3	88.3	865	79.6	780
34	1-11/32	4-1/4	77.5	52.1	98.5	965	88.8	870
36	1-7/16	4-1/2	86.6	58.1	109.2	1070	98.5	965
38	1-1/2	4-3/4	96.1	64.5	119.9	1175	108.2	1060
40	1-5/8	5	106.1	71.2	131.1	1285	117.9	1155
44	1-3/4	5-1/2	127.4	85.5	155.6	1525	140.3	1375
48	2	6	150.6	101.1	181.1	1775	163.3	1600
52	2-1/8	6-1/2	175.7	118.0	208.7	2045	187.8	1840
56	2-1/4	7	202.6	136.1	237.8	2330	213.8	2095
60	2-1/2	7-1/2	231.4	155.4	268.9	2635	241.8	2370
64	2-5/8	8	262.0	175.9	301.0	2950	270.9	2655
68	2-3/4	8-1/2	294.4	197.7	335.2	3285	301.5	2955
72	3	9	328.6	220.6	370.9	3635	333.7	3270
76	3-1/8	9-1/2	364.6	244.8	408.2	4000	367.3	3600
80	3-1/4	10	402.4	270.2	446.4	4375	402.0	3940
88	3-5/8	11	483.4	324.5	528.6	5180	475.5	4660
96	4	12	571.4	383.6	616.3	6040	554.6	5435

a. Bespoke diameter and length is available.

b. ±5% tolerance according to ISO 2307:2010.

c. LDBF=Line Design Break Force according to OCIMF Mooring Equipment Guidelines 4(MEG4)

HOPEX PLUS™

UHMWPE & High Tenacity Polyester

Structure: UHMWPE 12-strand Load-bearing Core & Polyester Braided Jacket

This structure is non-rotative and torque free construction, the rope will not kink, round and firm structure makes rope grip well. Also braided Jacket enhance rope with excellent wear resistance and increase the service life of the rope.

Features

Specific Gravity: 0.97~1.10
 Melting Point: 145°C/260°C
 Breaking Elongation: < 5%
 Abrasion Resistance: Very Good
 Chemical Resistance: Very Good
 UV Resistance: Very Good
 Water Absorption: 0%
 Wet-dry Strength Ratio: Dry ≈ Wet

Applications

Mooring Lines
 Towing Lines
 Lifting Slings
 Winch Lines
 Messenger Lines
 Oceanographic Cables
 Fishing Farming
 Wind Farm Lines
 Offshore Applications

Dia		Circ.	Weight		Unspliced MBL		LDBF, Spliced MBL	
mm	inch	inch	kg/100m	lbs/100ft	ton	kN	ton	kN
20	13/16	2-1/2	28.5	19.1	30.5	299	27.5	269
22	7/8	2-3/4	34.4	23.1	38.3	375	34.5	338
24	1	3	40.4	27.1	45.1	442	40.6	398
26	1-1/16	3-1/4	47.5	31.9	52.9	518	47.6	467
28	1-1/8	3-1/2	54.7	36.7	61.6	604	55.4	543
30	1-1/4	3-3/4	62.9	42.2	71.5	701	64.4	631
32	1-5/16	4	71.3	47.9	82.6	809	74.3	729
34	1-11/32	4-1/4	80.8	54.2	92.2	904	83.0	813
36	1-7/16	4-1/2	91.5	61.4	102.4	1004	92.2	903
38	1-1/2	4-3/4	101.1	67.9	116.8	1145	105.1	1030
40	1-5/8	5	111.7	75.0	127.9	1253	115.1	1128
44	1-3/4	5-1/2	136.6	91.7	154.9	1518	139.4	1366
48	2	6	161.6	108.5	180.7	1771	162.6	1594
52	2-1/8	6-1/2	190.1	127.6	215.5	2112	194.0	1901
56	2-1/4	7	219.8	147.6	245.9	2410	221.3	2169
60	2-1/2	7-1/2	251.9	169.1	282.8	2771	254.5	2494
64	2-5/8	8	285.1	191.4	323.3	3168	291.0	2852
68	2-3/4	8-1/2	323.2	217.0	366.0	3587	329.4	3228
72	3	9	364.8	244.9	407.4	3993	366.7	3593
76	3-1/8	9-1/2	403.9	271.2	451.2	4422	406.1	3980
80	3-1/4	10	445.5	299.1	506.2	4961	455.6	4465
88	3-5/8	11	534.6	358.9	600.5	5885	540.5	5296
96	4	12	629.6	422.7	704.9	6908	634.4	6217

a. Bespoke diameter and length is available.

b. ±5% tolerance according to ISO 2307:2010.

c. LDBF=Line Design Break Force according to OCIMF Mooring Equipment Guidelines 4(MEG4)



HOPEX PRO™

Ultra High Molecular Weight Polyethylene

Structure: UHMWPE 12-strand Load-bearing Core & UHMWPE Braided Jacket

This combination makes the rope with extremely high strength & low stretch, 7 times stronger than steel ropes and 3 times stronger than polyester (on a weight by weight comparison). The braided jacket offers superior resistance to UV & chemicals, more wear resistance, excellent gripping properties and a torque-free construction.

Features

Specific Gravity: 0.97
 Melting Point: 145°C
 Breaking Elongation: < 4%
 Abrasion Resistance: Very Good
 Chemical Resistance: Very Good
 UV Resistance: Very Good
 Water Absorption: 0%
 Wet-dry Strength Ratio: 100%

Applications

Mooring Lines
 Towing Lines
 Winch Lines
 Lifting Slings
 Messenger Lines
 Oceanographic Cables
 Fishing Farming
 Wind Farm Lines
 Offshore Applications

Dia		Circ.	Weight		Unspliced MBL		LDBF, Spliced MBL	
mm	inch	inch	kg/100m	lbs/100ft	ton	kN	ton	kN
20	13/16	2-1/2	25.2	16.9	30.5	299	27.5	269
22	7/8	2-3/4	30.5	20.4	38.3	375	34.5	338
24	1	3	35.7	24.0	45.1	442	40.6	398
26	1-1/16	3-1/4	42.0	28.2	52.9	518	47.6	467
28	1-1/8	3-1/2	48.3	32.4	61.6	604	55.4	543
30	1-1/4	3-3/4	55.7	37.4	71.5	701	64.4	631
32	1-5/16	4	63.0	42.3	82.6	809	74.3	729
34	1-11/32	4-1/4	71.2	47.8	92.2	904	83.0	813
36	1-7/16	4-1/2	80.9	54.3	102.4	1004	92.2	903
38	1-1/2	4-3/4	89.4	60.0	116.2	1139	104.6	1025
40	1-5/8	5	98.7	66.3	127.9	1253	115.1	1128
44	1-3/4	5-1/2	120.8	81.1	154.9	1518	139.4	1366
48	2	6	142.8	95.9	180.7	1771	162.6	1594
52	2-1/8	6-1/2	168.0	112.8	215.5	2112	194.0	1901
56	2-1/4	7	194.3	130.4	245.9	2410	221.3	2169
60	2-1/2	7-1/2	222.6	149.4	282.8	2771	254.5	2494
64	2-5/8	8	252.0	169.2	323.3	3168	291.0	2852
68	2-3/4	8-1/2	285.6	191.7	366.0	3587	329.4	3228
72	3	9	322.4	216.4	407.4	3993	366.7	3593
76	3-1/8	9-1/2	357.0	239.7	451.2	4422	406.1	3980
80	3-1/4	10	393.8	264.4	506.2	4961	455.6	4465
88	3-5/8	11	472.5	317.2	600.5	5885	540.5	5296
96	4	12	556.5	373.6	704.9	6908	634.4	6217

a. Bespoke diameter and length is available.

b. ±5% tolerance according to ISO 2307:2010.

c. LDBF=Line Design Break Force according to OCIMF Mooring Equipment Guidelines 4(MEG4)

HOPEX MIX™

UHMWPE & High Tenacity Polyester Mixed

Structure: 8/12-strand

HOPEX MIX is crafted from a blend of UHMWPE (Ultra-High Molecular Weight Polyethylene) and High Tenacity Polyester fibers, offering a lightweight yet high-strength solution. This rope provides superior abrasion and cut resistance, coupled with a higher coefficient of friction compared to other high modulus polyethylene ropes. It floats, grips securely on winches or capstans, and demonstrates excellent durability.

Features

Specific Gravity: 0.99~1
 Melting Point: 145°C/260°C
 Breaking Elongation: < 5%
 Abrasion Resistance: Very Good
 Chemical Resistance: Very Good
 UV Resistance: Very Good
 Water Absorption: 0%
 Wet-dry Strength Ratio: Dry≈Wet

Applications

Lifting Slings
 Tugging Main Lines
 Anchor Lines
 Mooring Lines
 H-bitt / Capstan Lines
 Winch Lines
 Oceanographic Cables
 Fishing Farming
 Offshore Applications

Dia		Circ.	8-strand						12-strand					
			Weight		Unspliced MBL		LDBF, Spliced MBL		Weight		Unspliced MBL		LDBF, Spliced MBL	
mm	inch	inch	kg/100m	lbs/100ft	ton	kN	ton	kN	kg/100m	lbs/100ft	ton	kN	ton	kN
16	5/8	2	12.8	8.6	12.4	121	11.3	110	11.8	7.9	16.3	160	14.8	145
18	3/4	2-1/4	20.2	13.6	19.6	192	17.8	174	18.4	12.4	21.1	207	19.2	188
22	7/8	2-3/4	25.9	17.4	25.1	246	22.8	223	23.7	15.9	29.2	286	26.5	260
24	1	3	35.1	23.6	29.8	292	27.1	266	32.1	21.6	38.4	376	34.9	342
28	1-1/8	3-1/2	44.4	29.8	39.7	389	36.1	354	39.0	26.2	48.8	479	44.4	435
30	1-1/4	3-3/4	54.7	36.7	53.2	522	48.4	474	47.5	31.9	60.9	597	55.4	543
32	1-5/16	4	60.6	40.7	60.3	591	54.8	537	50.6	34.0	67.9	665	61.7	605
34	1-11/32	4-1/4	66.3	44.5	63.9	626	58.1	569	57.5	38.6	75.2	737	68.4	670
36	1-7/16	4-1/2	82.2	55.2	86.2	845	78.4	768	68.2	45.8	90.1	883	81.9	803
38	1-1/2	4-3/4	90.5	60.8	94.5	926	85.9	842	72.3	48.5	98.9	969	89.9	881
40	1-5/8	5	98.7	66.3	103.7	1017	94.3	924	76.3	51.2	106.6	1045	96.9	950
44	1-3/4	5-1/2	116.4	78.1	119.0	1166	108.2	1060	92.8	62.3	124.7	1222	113.4	1111
48	2	6	156.6	105.1	151.4	1483	137.6	1348	121.0	81.2	164.0	1607	149.1	1461
52	2-1/8	6-1/2	170.0	114.1	169.8	1664	154.4	1513	136.3	91.5	187.1	1834	170.1	1667
56	2-1/4	7	178.2	119.6	186.0	1823	169.1	1657	152.7	102.5	211.4	2072	192.2	1884
60	2-1/2	7-1/2	229.5	154.1	227.6	2230	206.9	2028	189.7	127.4	262.0	2568	238.2	2334
64	2-5/8	8	251.9	169.1	248.3	2433	225.7	2212	209.1	140.4	291.7	2859	265.2	2599
68	2-3/4	8-1/2	276.4	185.6	272.5	2670	247.7	2427	235.6	158.2	318.0	3116	289.1	2833
72	3	9	330.5	221.9	321.9	3154	292.6	2867	271.3	182.1	376.4	3689	342.2	3354
80	3-1/4	10	385.6	258.9	375.9	3684	341.7	3349	323.3	217.1	440.4	4316	400.4	3924
88	3-5/8	11	477.2	320.4	465.1	4558	422.8	4143	404.0	271.2	544.4	5335	494.9	4850
96	4	12	575.7	386.5	561.1	5499	510.1	4999	491.0	329.6	656.5	6434	596.8	5849

a. Bespoke diameter and length is available.
 b. ±5% tolerance according to ISO 2307:2010.
 c. LDBF=Line Design Break Force according to OCIMF Mooring Equipment Guidelines 4(MEG4)

DURA-AR PLUS™

Excellent Heat Resistance Aramid & Polyester

Structure: Aramid 12-strand Load-bearing Core & Polyester Braided Jacket

It's a high performance and best rope used for extreme high temperature working condition. It is fatigue and abrasion resistant, with the ability to absorb dynamic loads for long periods of time. The jacket of this construction can be repaired and replaced to offer longer service lifetime.

Features

Specific Gravity: 1.44
 Melting Point: 500°C/260°C
 Breaking Elongation: < 3%
 Abrasion Resistance: Very Good
 Chemical Resistance: Very Good
 UV Resistance: Very Good
 Water Absorption: 4%
 Wet-dry Strength Ratio: Dry > Wet

Applications

Lifting Slings
 Fire Mooring Lines
 Winch Lines
 Fiber Optic Cables

Dia		Circ.	Weight		Unspliced MBL		LDBF, Spliced MBL	
mm	inch	inch	kg/100m	lbs/100ft	ton	kN	ton	kN
20	13/16	2-1/2	34.6	23.2	37.2	365	33.5	328
24	1	3	49.5	33.2	53.8	527	48.4	475
28	1-1/8	3-1/2	67.1	45.0	73.4	719	66.1	647
32	1-5/16	4	85.6	57.4	90.0	882	81.0	794
34	1-11/32	4-1/4	95.8	64.3	95.1	932	85.6	839
36	1-7/16	4-1/2	106.7	71.6	108.6	1064	98.7	967
38	1-1/2	4-3/4	116.9	78.4	121.0	1186	108.9	1067
40	1-5/8	5	126.8	85.1	135.5	1328	122.0	1195
44	1-3/4	5-1/2	162.2	108.9	161.4	1582	145.3	1424
48	2	6	189.4	127.2	185.3	1816	166.8	1634
52	2-1/8	6-1/2	215.0	144.4	213.3	2090	192.0	1881
56	2-1/4	7	252.9	169.8	245.8	2409	221.2	2168
60	2-1/2	7-1/2	277.1	186.0	262.4	2572	236.2	2314
64	2-5/8	8	307.4	206.4	291.0	2852	261.9	2567
72	3	9	378.6	254.2	374.9	3674	337.4	3307
80	3-1/4	10	476.6	320.0	454.8	4457	409.3	4011
88	3-5/8	11	565.1	379.4	553.9	5428	498.5	4885
96	4	12	689.1	462.6	663.2	6499	596.9	5849

a. Bespoke diameter and length is available.

b. ±5% tolerance according to ISO 2307:2010.

c. LDBF=Line Design Break Force according to OCIMF Mooring Equipment Guidelines 4(MEG4)

DURA 24 & TOUGH 24

Structure: 24-Strand

A 24 strands rope typically refers to a rope that is braided using 12 strands, with each strand potentially being a double braid. The 24 construction rope, with its additional strand layers, provides greater flexibility, making it easier to handle and more adaptable to various applications. With its additional strand layers, provides greater flexibility, making it easier to handle and more adaptable to various applications. With multiple strands, the construction rope distributes loads more evenly, reducing stress on individual strands and enhancing overall rope performance. This construction rope allows for smoother handling, reducing the risk of kinking or twisting during use.

Applications

Mooring Lines

Towing Lines

DURA-PA™ 24 / DURA-PES™ 24

High Tenacity Polyamide/High Tenacity Polyester

Dia			Circ.			DURA-PA™ 24						DURA-PES™ 24					
			Weight		Unspliced MBL		LDBF, Spliced MBL		Weight		Unspliced MBL		LDBF, Spliced MBL				
mm	inch	inch	kg/100m	lbs/100ft	ton	kN	ton	kN	kg/100m	lbs/100ft	ton	kN	ton	kN			
36	1-1/2	4-1/2	81.0	54.3	32.4	318	29.3	287	98.4	66.0	24.5	240	22.0	216			
40	1-5/8	5	100.0	67.1	38.5	378	34.8	341	121.0	81.2	30.6	300	27.6	270			
44	1-3/4	5-1/2	121.0	81.2	46.0	450	41.4	406	147.0	98.6	36.7	360	33.1	324			
48	2	6	144.0	96.6	55.1	540	49.6	486	175.0	117.4	43.5	426	39.1	383			
52	2-1/8	6-1/2	170.0	114.0	64.9	636	58.4	572	205.0	137.5	52.0	510	46.8	459			
56	2-1/4	7	197.0	132.1	73.4	720	66.1	648	238.0	159.6	58.2	570	52.3	513			
60	2-1/2	7-1/2	226.0	151.6	82.1	804	73.8	724	273.0	183.1	64.9	636	58.4	572			
64	2-5/8	8	257.0	172.4	91.8	900	82.7	810	311.0	208.6	73.5	720	66.1	648			
72	3	9	325.0	218.0	116.3	1140	104.6	1026	393.0	263.6	91.8	900	82.7	810			
80	3-1/4	10	401.0	269.0	144.5	1416	130.1	1274	486.0	326.0	116.3	1140	104.7	1026			
88	3-5/8	11	486.0	326.0	171.5	1680	154.3	1512	588.0	394.4	137.1	1344	123.4	1210			
96	4	12	578.0	387.7	208.2	2040	187.3	1836	699.0	468.8	161.6	1584	145.5	1426			
104	4-1/4	13	678.0	454.8	232.7	2280	209.4	2052	821.0	550.7	195.9	1920	176.3	1728			
112	4-5/8	14	787.0	527.9	274.3	2688	246.8	2419	952.0	638.5	220.4	2160	198.4	1944			
120	5	15	903.0	605.7	306.1	3000	275.5	2700	1090.0	731.1	244.9	2400	220.4	2160			

TOUGH-MIX PRO™ 24 / TOUGH-HS™ 24

High Tenacity Polyolefin & Polyester Mixed/High Tenacity Polyolefin

Dia			Circ.			TOUGH-MIX PRO™ 24						TOUGH-HS™ 24					
			Weight		Unspliced MBL		LDBF, Spliced MBL		Weight		Unspliced MBL		LDBF, Spliced MBL				
mm	inch	inch	kg/100m	lbs/100ft	ton	kN	ton	kN	kg/100m	lbs/100ft	ton	kN	ton	kN			
36	1-1/2	4-1/2	69.2	46.5	29.8	293	26.8	263	64.1	43.0	30.2	296	27.5	269			
40	1-5/8	5	85.4	57.3	36.5	357	32.8	321	79.1	53.1	36.9	362	33.5	329			
44	1-3/4	5-1/2	103.3	69.4	43.7	428	39.3	385	97.7	65.6	43.9	430	39.9	391			
48	2	6	122.1	82.0	51.6	506	46.6	456	114.5	76.9	51.8	508	47.1	462			
52	2-1/8	6-1/2	145.2	97.5	60.1	589	54.2	531	134.0	90.0	60.2	590	54.8	537			
56	2-1/4	7	167.2	112.3	69.4	680	62.4	612	156.0	104.7	69.2	678	62.9	617			
60	2-1/2	7-1/2	192.5	129.2	79.1	776	71.3	698	179.0	120.2	78.4	769	71.3	699			
64	2-5/8	8	218.9	147.0	89.5	878	80.6	790	203.6	136.7	88.3	865	80.2	786			
68	3-3/4	8-1/2	247.5	166.2	100.3	983	90.3	885	230.0	154.4	99.1	971	90.1	883			
72	3	9	277.2	186.1	111.9	1097	100.8	988	258.0	173.2	110.3	1081	100.3	983			
80	3-1/4	10	342.1	229.7	136.6	1339	123.0	1205	319.0	214.2	133.9	1312	121.7	1193			
88	3-5/8	11	412.5	276.9	164.6	1613	147.6	1446	386.0	259.1	159.9	1567	145.4	1425			
96	4	12	491.7	330.1	194.4	1906	174.6	1711	459.0	308.2	188.3	1845	171.2	1678			
104	4-1/4	13	578.6	388.5	225.7	2211	203.0	1989	536.0	359.9	218.2	2138	198.3	1944			
112	4-5/8	14	665.5	446.8	261.1	2559	235.5	2308	623.0	418.3	252.5	2474	229.5	2250			
120	5	15	767.8	515.5	298.0	2920	268.2	2629	718.0	482.0	286.9	2812	260.8	2556			

a. Bespoke diameter and length is available.

b. ±5% tolerance according to ISO 2307:2010.

c. LDBF=Line Design Break Force according to OCIMF Mooring Equipment Guidelines 4(MEG4)

DURA-PA™ DOUBLE BRAID

High Tenacity Polyamide

Structure: Double Braid

Double braid rope is non-rotative and torque free construction, the rope will not kink, round and firm structure makes rope grip well. Also double braid construction is very flexible and enhance rope with high strength and excellent wear resistance.

Features

Specific Gravity: 1.14
 Melting Point: 215°C
 Breaking Elongation: 30% ~ 35%
 Abrasion Resistance: Very Good
 Chemical Resistance: Very Good
 UV Resistance: Very Good
 Water Absorption: 4%
 Wet-dry Strength Ratio: Dry > Wet

Applications

Anchor Lines
 Dock Lines
 Shock Lines
 Mooring Lines
 Towing Lines

Dia		Circ.	Weight		Unspliced MBL		LDBF, Spliced MBL	
mm	inch	inch	kg/100m	lbs/100ft	ton	kN	ton	kN
22	7/8	2-3/4	30.1	20.2	11.1	109	10.0	98
24	1	3	35.8	24.0	13.3	130	11.9	117
26	1-1/16	3-1/4	42.0	28.2	15.5	152	14.0	137
28	1-1/8	3-1/2	48.8	32.8	18.0	176	16.2	158
30	1-1/4	3-3/4	56.0	37.6	20.7	203	18.6	183
32	1-5/16	4	63.7	42.8	23.5	230	21.1	207
36	1-1/2	4-1/2	80.6	54.1	29.7	291	26.7	262
40	1-5/8	5	99.5	66.8	36.5	358	32.9	322
44	1-3/4	5-1/2	120.0	80.6	44.2	433	39.8	390
48	2	6	143.0	96.0	52.6	515	47.3	464
52	2-1/8	6-1/2	168.0	112.8	61.5	603	55.4	543
56	2-1/4	7	195.0	130.9	71.2	698	64.1	628
60	2-1/2	7-1/2	224.0	150.4	81.6	800	73.5	720
64	2-5/8	8	255.0	171.2	92.9	910	83.6	819
72	3	9	322.0	216.2	117.9	1155	106.1	1040
80	3-1/4	10	398.0	267.2	144.7	1418	130.2	1276
88	3-5/8	11	482.0	323.6	174.7	1712	157.2	1541
96	4	12	573.0	384.7	207.9	2037	187.1	1833
104	4-1/4	13	673.0	451.8	243.3	2384	218.9	2146
112	4-5/8	14	780.0	523.7	281.8	2762	253.7	2486
120	5	15	896.0	601.5	323.6	3171	291.2	2854

a. Bespoke diameter and length is available.

b. ±5% tolerance according to ISO 2307:2010.

c. LDBF=Line Design Break Force according to OCIMF Mooring Equipment Guidelines 4(MEG4)

DURA-PES™ DOUBLE BRAID

High Tenacity Polyester

Structure: Double Braid

Leader among all popular fibers for weatherability characteristics, polyester exhibits excellent abrasion resistance and strength. Good resistance to UV light and most common chemicals. This rope offers excellent gripping properties and a torque-free construction.

Features

Specific Gravity: 1.38~1.44
 Melting Point: 250°C~260°C
 Breaking Elongation: 20% ~ 30%
 Abrasion Resistance: Very Good
 Chemical Resistance: Very Good
 UV Resistance: Very Good
 Water Absorption: 0.4%
 Wet-dry Strength Ratio: Dry ≈ Wet

Applications

Anchor Lines
 Dock Lines
 Shock Lines
 Mooring Lines
 Towing Lines
 Winch Lines
 Lifting Slings

Dia		Circ.	Weight		Unspliced MBL		LDBF, Spliced MBL	
mm	inch	inch	kg/100m	lbs/100ft	ton	kN	ton	kN
22	7/8	2-3/4	38.6	25.9	10.4	102	9.4	92
24	1	3	45.9	30.8	12.3	121	11.1	109
26	1-1/16	3-1/4	53.9	36.2	14.4	141	12.9	127
28	1-1/8	3-1/2	62.5	42.0	16.6	163	15.0	147
30	1-1/4	3-3/4	71.7	48.1	19.0	186	17.1	167
32	1-5/16	4	81.6	54.8	21.4	210	19.3	189
36	1-1/2	4-1/2	103.0	69.2	26.9	264	24.2	238
40	1-5/8	5	128.0	85.9	33.1	324	29.8	292
44	1-3/4	5-1/2	154.0	103.4	39.7	389	35.7	350
48	2	6	184.0	123.5	46.9	460	42.2	414
52	2-1/8	6-1/2	216.0	145.0	54.8	537	49.3	483
56	2-1/4	7	250.0	167.8	63.1	618	56.8	556
60	2-1/2	7-1/2	287.0	192.7	72.1	707	64.9	636
64	2-5/8	8	326.0	218.9	81.6	800	73.5	720
72	3	9	413.0	277.3	102.0	1000	91.8	900
80	3-1/4	10	510.0	342.4	125.5	1230	113.0	1107
88	3-5/8	11	617.0	414.2	151.0	1480	135.9	1332
96	4	12	735.0	493.5	178.6	1750	160.7	1575
104	4-1/4	13	862.0	578.7	208.2	2040	187.3	1836
112	4-5/8	14	1000.0	671.4	239.8	2350	215.8	2115
120	5	15	1150.0	772.1	274.5	2690	247.0	2421

a. Bespoke diameter and length is available.

b. ±5% tolerance according to ISO 2307:2010.

c. LDBF=Line Design Break Force according to OCIMF Mooring Equipment Guidelines 4(MEG4)

DURA-PA™ 3/8/12

High Tenacity Polyamide

Structure: 3/8/12-strand

Made of polyamide fiber, the rope has good shock-absorption capacities and widely use in ship towing.

DURA-PA™ 8/12

Dia		Circ.		Weight		8-strand				12-strand			
mm	inch	inch	kg/100m	lbs/100ft	Unspliced MBL		LDBF, Spliced MBL		Unspliced MBL		LDBF, Spliced MBL		
					ton	kN	ton	kN	ton	kN	ton	kN	
24	1	3	36.0	24.1	13.7	134	12.4	121	14.4	142	13.0	127	
28	1-1/8	3-1/2	49.0	32.9	18.4	180	16.6	162	19.6	192	17.6	173	
30	1-1/4	3-3/4	56.0	37.6	20.8	204	18.7	184	22.1	216	19.8	194	
32	1-5/16	4	64.0	42.9	24.5	240	22.1	216	25.9	254	23.4	229	
36	1-1/2	4-1/2	81.0	54.3	30.6	300	27.6	270	32.4	318	29.3	287	
40	1-5/8	5	100.0	67.1	36.7	360	33.1	324	38.5	378	34.8	341	
44	1-3/4	5-1/2	121.0	81.2	43.4	426	39.2	384	46.0	450	41.4	406	
48	2	6	144.0	96.6	52.1	510	46.9	460	55.1	540	49.6	486	
52	2-1/8	6-1/2	170.0	114.0	61.2	600	55.1	540	64.9	636	58.4	572	
56	2-1/4	7	197.0	132.1	68.5	672	61.7	605	73.4	720	66.1	648	
60	2-1/2	7-1/2	226.0	151.6	77.2	756	69.5	680	82.1	804	73.8	724	
64	2-5/8	8	257.0	172.4	86.9	852	78.2	767	91.8	900	82.7	810	
72	3	9	325.0	218.0	110.2	1080	99.2	972	116.3	1140	104.6	1026	
80	3-1/4	10	401.0	269.0	137.2	1344	123.5	1210	144.5	1416	130.1	1274	
88	3-5/8	11	486.0	326.0	161.6	1584	145.4	1426	171.5	1680	154.3	1512	
96	4	12	578.0	387.7	196.0	1920	176.3	1728	208.2	2040	187.3	1836	
104	4-1/4	13	678.0	454.8	220.4	2160	198.4	1944	232.7	2280	209.4	2052	
112	4-5/8	14	787.0	527.9	259.6	2544	233.6	2290	274.3	2688	246.8	2419	
120	5	15	903.0	605.7	289.0	2832	260.0	2549	306.1	3000	275.5	2700	
128	5-1/4	16	1010.0	677.4	324.5	3180	292.1	2862	342.8	3360	308.5	3024	
136	5-5/8	17	1160.0	778.0	367.3	3600	330.6	3240	385.7	3780	347.2	3402	
144	6	18	1300.0	872.0	410.2	4020	369.2	3618	434.6	4260	391.2	3834	
160	6-5/8	20	1610.0	1079.9	520.4	5100	468.4	4590	551.0	5400	496.0	4860	

Features

- Specific Gravity: 1.14
- Melting Point: 215°C
- Breaking Elongation: 15%~28%
- Abrasion Resistance: Very Good
- Chemical Resistance: Very Good
- UV Resistance: Very Good
- Water Absorption: 4%
- Wet-dry Strength Ratio: Dry > Wet

Applications

- Anchor Lines
- Dock Lines
- Shock Lines
- Mooring Lines
- Towing Lines
- Winch Lines

DURA-PA™ 3

Dia		Circ.		Weight		Unspliced MBL		LDBF, Spliced MBL	
mm	inch	inch	kg/100m	lbs/100ft	ton	kN	ton	kN	
12	1/2	1-1/2	8.9	6.0	3.7	36	3.3	32	
14	9/16	1-3/4	12.1	8.1	4.9	48	4.4	43	
16	5/8	2	15.8	10.6	6.1	60	5.5	54	
18	3/4	2-1/4	20.0	13.4	7.7	76	6.9	68	
22	7/8	2-3/4	30.0	20.1	11.6	114	10.5	103	
24	1	3	35.5	23.8	13.7	134	12.3	121	
26	1-1/16	3-1/4	41.7	28.0	15.3	150	13.8	135	
28	1-1/8	3-1/2	48.4	32.5	18.4	180	16.5	162	
30	1-1/4	3-3/4	55.5	37.3	20.8	204	18.7	184	
32	1-5/16	4	63.2	42.4	23.3	228	20.9	205	
36	1-1/2	4-1/2	80.0	53.7	28.9	283	26.0	255	
40	1-5/8	5	98.7	66.3	36.7	360	33.1	324	
44	1-3/4	5-1/2	119.0	79.9	43.5	426	39.1	383	
48	2	6	142.0	95.3	49.0	480	44.1	432	
52	2-1/8	6-1/2	167.0	112.1	58.2	570	52.3	513	
56	2-1/4	7	193.0	129.6	68.6	672	61.7	605	
60	2-1/2	7-1/2	221.0	148.4	77.1	756	69.4	680	
64	2-5/8	8	253.0	169.9	86.9	852	78.2	767	
68	2-3/4	8-1/2	290.0	194.7	99.2	972	89.3	875	
72	3	9	320.0	214.8	110.2	1080	99.2	972	
80	3-1/4	10	395.0	265.2	129.8	1272	116.8	1145	
88	3-5/8	11	478.0	320.9	161.6	1584	145.5	1426	
96	4	12	569.0	382.0	183.7	1800	165.3	1620	
100	4-1/8	12-1/12	616.0	413.6	204.1	2000	183.7	1800	

a. Bespoke diameter and length is available.
 b. ±5% tolerance according to ISO 2307:2010.
 c. LDBF=Line Design Break Force according to OCIMF Mooring Equipment Guidelines 4(MEG4)

DURA-PES™ 3/8/12

High Tenacity Polyester

Structure: 3/8/12-strand

High-tenacity polyester fiber makes rope have very good break strength and finest durability, it's widely use in mooring industry.

Features

- Specific Gravity: 1.38~1.44
- Melting Point: 250°C ~260°C
- Breaking Elongation: 12%~21%
- Abrasion Resistance: Very Good
- Chemical Resistance: Very Good
- UV Resistance: Very Good
- Water Absorption: 0.4%
- Wet-dry Strength Ratio: Dry ≈ Wet

Applications

- Anchor Lines
- Dock Lines
- Shock Lines
- Mooring Lines
- Towing Lines
- Winch Lines

DURA-PES™ 8/12

Dia		Circ.	Weight		8-strand				12-strand			
mm	inch	inch	kg/100m	lbs/100ft	Unspliced MBL		LDBF, Spliced MBL		Unspliced MBL		LDBF, Spliced MBL	
					ton	kN	ton	kN	ton	kN	ton	kN
24	1	3	43.7	29.3	11.0	108	9.9	97	11.6	114	10.5	103
28	1-1/8	3-1/2	59.5	39.9	14.4	142	13.0	127	15.3	150	13.8	135
30	1-1/4	3-3/4	68.3	45.8	16.2	158	14.5	143	17.1	168	15.4	151
32	1-5/16	4	77.7	52.1	18.4	180	16.5	162	19.6	192	17.6	173
36	1-1/2	4-1/2	98.4	66.0	23.3	228	20.9	205	24.5	240	22.0	216
40	1-5/8	5	121.0	81.2	28.9	283	26.0	255	30.6	300	27.6	270
44	1-3/4	5-1/2	147.0	98.6	34.3	336	30.9	302	36.7	360	33.1	324
48	2	6	175.0	117.4	41.0	402	36.9	362	43.5	426	39.1	383
52	2-1/8	6-1/2	205.0	137.5	49.0	480	44.1	432	52.0	510	46.8	459
56	2-1/4	7	238.0	159.6	55.1	540	49.6	486	58.2	570	52.3	513
60	2-1/2	7-1/2	273.0	183.1	61.2	600	55.1	540	64.9	636	58.4	572
64	2-5/8	8	311.0	208.6	68.6	672	61.7	605	73.5	720	66.1	648
72	3	9	393.0	263.6	86.9	852	78.2	767	91.8	900	82.7	810
80	3-1/4	10	486.0	326.0	110.2	1080	99.2	972	116.3	1140	104.7	1026
88	3-5/8	11	588.0	394.4	129.8	1272	116.8	1145	137.1	1344	123.4	1210
96	4	12	699.0	468.8	153.1	1500	137.8	1350	161.6	1584	145.5	1426
104	4-1/4	13	821.0	550.7	183.7	1800	165.3	1620	195.9	1920	176.3	1728
112	4-5/8	14	952.0	638.5	208.2	2040	187.3	1836	220.4	2160	198.4	1944
120	5	15	1090.0	731.1	232.7	2280	209.4	2052	244.9	2400	220.4	2160
128	5-1/4	16	1240.0	831.7	274.3	2688	246.9	2419	289.0	2832	260.1	2549
136	5-5/8	17	1400.0	939.0	306.1	3000	275.5	2700	324.5	3180	292.0	2862
144	6	18	1570.0	1053.0	342.9	3360	308.6	3024	367.3	3600	330.6	3240
160	6-5/8	20	1940.0	1301.2	410.2	4020	369.2	3618	434.7	4260	391.2	3834

DURA-PES™ 3

Dia		Circ.	Weight		Unspliced MBL		LDBF, Spliced MBL	
mm	inch	inch	kg/100m	lbs/100ft	ton	kN	ton	kN
12	1/2	1-1/2	10.9	7.3	2.7	27	2.5	24
14	9/16	1-3/4	14.9	10.0	3.7	36	3.3	32
16	5/8	2	19.4	13.0	4.9	48	4.4	43
18	3/4	2-1/4	24.6	16.5	6.1	60	5.5	54
22	7/8	2-3/4	36.7	24.6	8.7	85	7.8	77
24	1	3	43.7	29.3	10.4	102	9.4	92
26	1-1/16	3-1/4	51.2	34.4	12.2	120	11.0	108
28	1-1/8	3-1/2	59.4	39.9	14.4	142	13.0	127
30	1-1/4	3-3/4	68.2	45.8	16.2	158	14.5	143
32	1-5/16	4	77.6	52.1	18.4	180	16.5	162
36	1-1/2	4-1/2	98.2	65.9	23.3	228	20.9	205
40	1-5/8	5	121.0	81.2	28.9	283	26.0	255
44	1-3/4	5-1/2	147.0	98.7	34.3	336	30.9	302
48	2	6	175.0	117.5	41.0	402	36.9	362
52	2-1/8	6-1/2	205.0	137.6	45.9	450	41.3	405
56	2-1/4	7	238.0	159.8	52.0	510	46.8	459
60	2-1/2	7-1/2	273.0	183.3	61.2	600	55.1	540
64	2-5/8	8	310.0	208.1	68.6	672	61.7	605
68	2-3/4	8-1/2	351.0	235.6	85.5	838	76.9	754
72	3	9	393.0	263.8	86.9	852	78.2	767
80	3-1/4	10	485.0	325.6	104.1	1020	93.7	918
88	3-5/8	11	587.0	394.1	129.8	1272	116.8	1145
96	4	12	699.0	469.3	153.1	1500	137.8	1350
100	4-1/8	12-1/12	760.0	510.2	163.2	1600	146.9	1440

a. Bespoke diameter and length is available.
 b. ±5% tolerance according to ISO 2307-2010.
 c. LDBF=Line Design Break Force according to OCIMF Mooring Equipment Guidelines 4(MEG4)

DURA-PP™ 3/8/12

High Tenacity Polypropylene

Structure: 3/8/12-strand

Light weight mooring line, very easy to handle, keep same strength in wet or dry environment.

DURA-PP™ 8/12

Dia		Circ.	Weight		8-strand				12-strand			
mm	inch	inch	kg/100m	lbs/100ft	Unspliced MBL		LDBF, Spliced MBL		Unspliced MBL		LDBF, Spliced MBL	
					ton	kN	ton	kN	ton	kN	ton	kN
24	1	3	26.0	17.4	7.7	75	6.9	68	8.2	80	7.3	72
28	1-1/8	3-1/2	35.4	23.7	10.2	100	9.2	90	10.8	106	9.7	95
30	1-1/4	3-3/4	40.7	27.3	11.4	112	10.3	101	12.0	118	10.8	106
32	1-5/16	4	46.3	31.1	13.5	132	12.1	119	14.3	140	12.9	126
36	1-1/2	4-1/2	58.6	39.3	16.3	160	14.7	144	17.3	170	15.6	153
40	1-5/8	5	72.3	48.5	20.4	200	18.4	180	21.4	210	19.3	189
44	1-3/4	5-1/2	87.5	58.7	24.1	236	21.6	212	25.5	250	23.0	225
48	2	6	104.0	69.8	28.6	280	25.7	252	30.6	300	27.6	270
52	2-1/8	6-1/2	122.0	81.8	34.2	335	30.8	302	36.2	355	32.7	320
56	2-1/4	7	142.0	95.2	38.3	375	34.5	338	40.8	400	36.7	360
60	2-1/2	7-1/2	163.0	109.3	43.4	425	39.1	383	45.9	450	41.3	405
64	2-5/8	8	185.0	124.1	48.5	475	43.7	428	51.0	500	45.9	450
72	3	9	234.0	157.0	61.2	600	55.1	540	64.3	630	57.9	567
80	3-1/4	10	289.0	193.8	76.5	750	68.9	675	81.6	800	73.5	720
88	3-5/8	11	350.0	234.8	91.8	900	82.7	810	96.9	950	87.2	855
96	4	12	417.0	279.7	108.2	1060	97.3	954	114.3	1120	102.9	1008
104	4-1/4	13	489.0	328.0	127.6	1250	114.8	1125	134.7	1320	121.2	1188
112	4-5/8	14	567.0	380.3	142.9	1400	128.6	1260	153.1	1500	137.8	1350
120	5	15	651.0	436.0	163.3	1600	146.9	1440	173.5	1700	156.1	1530
128	5-1/4	16	741.0	497.0	193.9	1900	174.5	1710	204.1	2000	183.7	1800
136	5-5/8	17	836.0	560.7	216.3	2120	194.7	1908	228.6	2240	205.7	2016
144	6	18	937.0	628.5	240.8	2360	216.7	2124	255.1	2500	229.6	2250
160	6-5/8	20	1160.0	778.0	285.7	2800	257.1	2520	306.1	3000	275.5	2700

Features

- Specific Gravity: 0.91~0.93
- Melting Point: 165°C
- Breaking Elongation: 12%~20%
- Abrasion Resistance: Normal
- Chemical Resistance: Very Good
- UV Resistance: Normal
- Water Absorption: 0.01%
- Wet-dry Strength Ratio: Dry ≈ Wet

Applications

- Anchor Lines
- Dock Lines
- Shock Lines
- Mooring Lines
- Towing Lines
- Winch Lines

DURA-PP™ 3

Dia		Circ.	Weight		Unspliced MBL		LDBF, Spliced MBL	
mm	inch	inch	kg/100m	lbs/100ft	ton	kN	ton	kN
12	1/2	1-1/2	6.5	4.4	2.2	21	1.9	19
14	9/16	1-3/4	8.8	5.9	2.9	28	2.6	25
16	5/8	2	11.6	7.8	3.8	38	3.4	34
18	3/4	2-1/4	14.6	9.8	4.6	45	4.1	41
22	7/8	2-3/4	21.9	14.7	6.8	67	6.2	60
24	1	3	26.0	17.5	8.2	80	7.3	72
26	1-1/16	3-1/4	30.6	20.5	9.2	90	8.3	81
28	1-1/8	3-1/2	35.4	23.8	10.8	106	9.7	95
30	1-1/4	3-3/4	40.7	27.3	12.0	118	10.8	106
32	1-5/16	4	46.3	31.1	13.5	132	12.1	119
36	1-1/2	4-1/2	58.6	39.3	17.3	170	15.6	153
40	1-5/8	5	72.3	48.5	20.4	200	18.4	180
44	1-3/4	5-1/2	87.5	58.7	25.5	250	23.0	225
48	2	6	104	69.8	28.6	280	25.7	252
52	2-1/8	6-1/2	122	81.9	34.2	335	30.8	302
56	2-1/4	7	142	95.3	38.3	375	34.4	338
60	2-1/2	7-1/2	163	109.4	43.4	425	39.0	383
64	2-5/8	8	185	124.2	51.0	500	45.9	450
68	2-3/4	8-1/2	210	141.0	56.1	550	50.5	495
72	3	9	234	157.1	61.2	600	55.1	540
80	3-1/4	10	289	194.0	76.5	750	68.9	675
88	3-5/8	11	350	235.0	91.8	900	82.7	810
96	4	12	417	280.0	108.2	1060	97.3	954
100	4-1/8	12-1/12	453	304.1	117.9	1155	106.1	1040

a. Bespoke diameter and length is available.
 b. ±5% tolerance according to ISO 2307:2010.
 c. LDBF=Line Design Break Force according to OCIMF Mooring Equipment Guidelines 4(MEG4)

WIN-MONO™

High Tenacity Polyamide

Structure: 6-strand

6-strand construction keeps rope round, polyamide monofilament combined with polyamide multifilament ensure the rope have excellent abrasion resistance and UV resistance. Round and stiff construction makes rope easy to go through on winch, compared with steel rope, it's much lighter and easier to handle, a good replacement of steel rope.

Features

Specific Gravity: 1.14
Melting Point: 215°C
Breaking Elongation: 15%~28%
Abrasion Resistance: Very Good
Chemical Resistance: Very Good
UV Resistance: Very Good
Water Absorption: 4%
Wet-dry Strength Ratio: Dry > Wet

Applications

Mooring Lines
Winch Lines

Dia		Circ.	Weight		Unspliced MBL		LDBF, Spliced MBL	
mm	inch	inch	kg/100m	lbs/100ft	ton	kN	ton	kN
40	1-5/8	5	105.0	70.5	34.0	333	30.6	300
44	1-3/4	5-1/2	124.0	83.2	43.7	428	39.3	385
48	2	6	148.0	99.4	51.7	507	46.5	456
52	2-1/8	6-1/2	163.0	109.4	56.7	556	51.0	500
56	2-1/4	7	200.0	134.3	68.3	669	61.5	602
60	2-1/2	7-1/2	217.0	145.7	73.3	718	66.0	647
64	2-5/8	8	246.0	165.2	84.0	823	75.6	741
68	2-3/4	8-1/2	281.0	188.7	96.8	949	87.1	854
72	3	9	328.0	220.2	110.4	1082	99.4	974
78	3-1/13	9-3/4	370.0	248.4	122.5	1201	110.3	1080
84	3-1/2	10-1/2	427.0	286.7	143.0	1401	128.7	1261
90	3-9/16	11-1/4	506.0	339.7	168.1	1647	151.3	1483
96	4	12	587.0	394.1	194.0	1901	174.6	1711

a. Bespoke diameter and length is available.

b. ±5% tolerance according to ISO 2307:2010.

c. LDBF=Line Design Break Force according to OCIMF Mooring Equipment Guidelines 4(MEG4)

WIN-PES™

High Tenacity Polyolefin & Polyester

Structure: Polyolefin 12-strand Load-bearing Core & Polyester Braided Jacket

Engineered for unparalleled strength, WIN-PES™ is constructed with a 12-strand Polyolefin core covered by 32-strand braided HT Polyester, the protective jacket offers very good abrasion resistance and gripping properties while the load bearing core ensures the maximum strength.

Features

- Abrasion Resistance: Very Good
- Chemical Resistance: Very Good
- UV Resistance: Very Good
- Water Absorption: 0%

Applications

- Mooring Lines
- Winch Lines

Dia		Circ.	Weight		Unspliced MBL		LDBF, Spliced MBL	
mm	inch	inch	kg/100m	lbs/100ft	ton	kN	ton	kN
48	2	6	136.1	91.4	46.7	458	42.0	412
52	2-1/8	6-1/2	157.5	105.7	56.5	554	50.9	498
56	2-1/4	7	186.4	125.1	65.7	644	59.1	579
60	2-1/2	7-1/2	209.5	140.7	76.6	751	68.9	676
64	2-5/8	8	236.4	158.7	89.1	873	80.2	786
68	2-3/4	8-1/2	265.8	178.4	97.1	952	87.4	856
72	3	9	298.1	200.1	108.8	1066	97.9	960
76	3-1/8	9-1/2	332.5	223.2	121.7	1193	109.5	1073
80	3-1/4	10	374.7	251.6	134.4	1317	121.0	1185
84	3-1/2	10-1/2	414.3	278.1	145.8	1429	131.2	1286

WIN-HS™

High Tenacity Polyolefin

Structure: Polyolefin 12-strand Load-bearing Core & Polyolefin Braided Jacket

Mixed polyolefin braid over a 12-strand core in same material, this dual-layer construction provides exceptional strength and durability, ensures minimal stretch, providing reliable and consistent performance when you need it most.

Dia		Circ.	Weight		Unspliced MBL		LDBF, Spliced MBL	
mm	inch	inch	kg/100m	lbs/100ft	ton	kN	ton	kN
48	2	6	127.0	85.3	45.4	445	40.9	400
52	2-1/8	6-1/2	150.0	100.7	56.9	558	51.2	502
56	2-1/4	7	173.0	116.1	66.3	650	59.7	585
60	2-1/2	7-1/2	199.0	133.6	78.2	766	70.4	690
64	2-5/8	8	227.0	152.4	92.3	905	83.1	814
68	2-3/4	8-1/2	256.0	171.9	99.3	973	89.4	876
72	3	9	287.0	192.7	111.6	1094	100.4	984
76	3-1/8	9-1/2	320.5	215.2	128.4	1258	115.6	1132
80	3-1/4	10	354.0	237.7	138.7	1359	124.8	1223
84	3-1/2	10-1/2	391.0	262.5	147.6	1446	132.8	1302

a. Bespoke diameter and length is available.
 b. ±5% tolerance according to ISO 2307:2010.
 c. LDBF=Line Design Break Force according to OCIMF Mooring Equipment Guidelines 4(MEG4)

MOORING TAIL

Structure: 8/12-strand

Mooring tails provide good elasticity and sudden shock absorption when windy weather or big wave comes, it's a necessary protection for primary mooring line .

Features

- Easy to splice
- UV resistance
- Rot-proof
- High abrasion resistance

Applications

- General Working Lines
- Mooring Tails



MOORING TAIL POLYAMIDE

Dia		Circ.	Weight		Eye length		Total Length				8-strand				12-strand			
mm	inch	inch	kg/100m	lbs/100ft	inch	mm	ft	m	ft	m	Unspliced MBL	LDBF, Spliced MBL	ton	kN	Unspliced MBL	LDBF, Spliced MBL	ton	kN
48	2	6	144.0	96.6	70	1800	36	11	72	22	52.1	510	46.9	460	55.1	540	49.6	486
52	2-1/8	6-1/2	170.0	114.0	70	1800	36	11	72	22	61.2	600	55.1	540	64.9	636	58.4	572
56	2-1/4	7	197.0	132.1	70	1800	36	11	72	22	68.5	672	61.7	605	73.4	720	66.1	648
60	2-1/2	7-1/2	226.0	151.6	70	1800	36	11	72	22	77.2	756	69.5	680	82.1	804	73.8	724
64	2-5/8	8	257.0	172.4	70	1800	36	11	72	22	86.9	852	78.2	767	91.8	900	82.7	810
72	3	9	325.0	218.0	70	1800	36	11	72	22	110.2	1080	99.2	972	116.3	1140	104.6	1026
80	3-1/4	10	401.0	269.0	70	1800	36	11	72	22	137.2	1344	123.5	1210	144.5	1416	130.1	1274
88	3-5/8	11	486.0	326.0	70	1800	36	11	72	22	161.6	1584	145.4	1426	171.5	1680	154.3	1512
96	4	12	578.0	387.7	70	1800	36	11	72	22	196.0	1920	176.3	1728	208.2	2040	187.3	1836

MOORING TAIL POLYESTER

Dia		Circ.	Weight		Eye length		Total Length				8-strand				12-strand			
mm	inch	inch	kg/100m	lbs/100ft	inch	mm	ft	m	ft	m	Unspliced MBL	LDBF, Spliced MBL	ton	kN	Unspliced MBL	LDBF, Spliced MBL	ton	kN
48	2	6	175.0	117.4	70	1800	36	11	72	22	41.0	402	36.9	362	43.5	426	39.1	383
52	2-1/8	6-1/2	205.0	137.5	70	1800	36	11	72	22	49.0	480	44.1	432	52.0	510	46.8	459
56	2-1/4	7	238.0	159.6	70	1800	36	11	72	22	55.1	540	49.6	486	58.2	570	52.3	513
60	2-1/2	7-1/2	273.0	183.1	70	1800	36	11	72	22	61.2	600	55.1	540	64.9	636	58.4	572
64	2-5/8	8	311.0	208.6	70	1800	36	11	72	22	68.6	672	61.7	605	73.5	720	66.1	648
72	3	9	393.0	263.6	70	1800	36	11	72	22	86.9	852	78.2	767	91.8	900	82.7	810
80	3-1/4	10	486.0	326.0	70	1800	36	11	72	22	110.2	1080	99.2	972	116.3	1140	104.7	1026
88	3-5/8	11	588.0	394.4	70	1800	36	11	72	22	129.8	1272	116.8	1145	137.1	1344	123.4	1210
96	4	12	699.0	468.8	70	1800	36	11	72	22	153.1	1500	137.8	1350	161.6	1584	145.5	1426

MOORING TAIL MIXED

Dia		Circ.	Weight		Eye length		Total Length				8-strand				12-strand			
mm	inch	inch	kg/100m	lbs/100ft	inch	mm	ft	m	ft	m	Unspliced MBL	LDBF, Spliced MBL	ton	kN	Unspliced MBL	LDBF, Spliced MBL	ton	kN
48	2	6	122.1	82.0	70	1800	36	11	72	22	50.1	491	45.2	443	51.6	506	46.6	456
52	2-1/8	6-1/2	145.2	97.5	70	1800	36	11	72	22	58.4	572	52.7	516	60.1	589	54.2	531
56	2-1/4	7	167.2	112.3	70	1800	36	11	72	22	67.3	660	60.6	594	69.4	680	62.4	612
60	2-1/2	7-1/2	192.5	129.2	70	1800	36	11	72	22	76.8	753	69.2	678	79.1	776	71.3	698
64	2-5/8	8	218.9	147.0	70	1800	36	11	72	22	86.9	852	78.3	767	89.5	878	80.6	790
68	2-3/4	8-1/2	247.5	166.2	70	1800	36	11	72	22	97.3	954	87.7	859	100.3	983	90.3	885
72	3	9	277.2	186.1	70	1800	36	11	72	22	108.7	1065	97.9	959	111.9	1097	100.8	988
80	3-1/4	10	342.1	229.7	70	1800	36	11	72	22	132.7	1300	119.4	1170	136.6	1339	123.0	1205
88	3-5/8	11	412.5	276.9	70	1800	36	11	72	22	159.8	1566	143.3	1404	164.6	1613	147.6	1446
96	4	12	491.7	330.1	70	1800	36	11	72	22	188.8	1850	169.5	1661	194.4	1906	174.6	1711

a. Bespoke diameter and length is available.
 b. ±5% tolerance according to ISO 2307:2010.
 c. LDBF=Line Design Break Force according to OCIMF Mooring Equipment Guidelines 4(MEG4)

HOPEX™ SOFT SHACKLE

Ultra High Molecular Weight Polyethylene

Structure: 12-strand

HOPEX™ soft shackle offers superior strength, durability, and versatility. Made from high-modulus HMPE rope, it is lightweight, rust-resistant, and floats in water, which making them to be an ideal to instead of steel shackle.

Features

- Easy and quick to connect
- Variable calculated breaking force
- Connection to a wide range of synthetic ropes
- Stronger than other steel-made shackles in weight
- Cost savings, Low weight, High performance
- Smoother line movement and easier handling
- No damage to mooring rope and ship



Dia		Minimum Breaking Strength		Work Load Limit	
mm	inch	ton	kN	ton	kN
14	9/16	30	294	6	58.8
18	3/4	50	490	10	98
28	1-1/8	100	980	20	196
34	1-11/32	150	1470	30	294
40	1-5/8	200	1960	40	392
52	2-1/8	300	2940	60	588
68	2-3/4	500	4900	100	980
100	4-1/8	1000	9800	200	1960
120	5	1500	14700	300	2940



CHAFE PROTECTOR

Chafe protector protects your ropes from abrasion and wear is essential to maintaining their integrity and ensuring safe mooring and towing operations. We offer a range of chafe protection solutions specifically designed to safeguard your ropes and slings extend their service life in demanding environments.

VP-SHIELD™

Features

- Made of High Tenacity Polyester with Velcro
- Comes in length of 3 meters
- Orange color for higher visibility
- Will not split or crack when bunched or compressed
- Improves lifespan of the rope

Width	Rope Dia	Width	Rope Dia
200 mm	under 40 mm	400 mm	78- 80 mm
250 mm	40- 50 mm	450 mm	80- 90 mm
300 mm	50- 60 mm	500 mm	90- 100 mm
350 mm	60- 70 mm	550 mm	100- 110 mm



T-SHIELD™

Features

- Made of UHMWPE Fiber
- Special abrasion resistant coating
- High cut resistance
- Usable on rope body or eye
- Greatly improves lifespan of the rope
- Especially suitable for high performance fibre ropes

Size	Rope Size	Size	Rope Size
S	Under 40mm	L	60-80mm
M	40-60mm	XL	80-100mm



SNAP BACK ARRESTOR LINE

Safety-Innovation-High Technology

UHMWPE 12/24/32-strand Rope
Mixed Polyolefin & Polyester Rope

Features

Reduces dangerous snap back and provides the safest possible conditions.
Anti-twist indicator integrated in the range, eliminates potentially dangerous twists in the ropes.
High abrasion and UV resistance, provides longer service life.
Floats, perfectly suitable for mooring application.
In compliant with OCIMF MEG4.

Applications

Mooring Lines
Tow Lines
Anchor Lines
Offshore

TOUGH-MIX PRO™ SBA

High Tenacity Polyolefin & Polyester Mixed

The SBA design is a revolutionary and safe solution for mooring applications, the 12 strand construction rope is easy for handling during operation. The SBA design reduces dangerous snap backs technically and increases the safety of the crew.

Features

Melting Point: 165°C/260°C

Abrasion Resistance: Very Good

Chemical Resistance: Very Good

UV Resistance: Very Good

Water Absorption: 0%

Wet-dry Strength Ratio: Dry ≈ Wet

Applications

Mooring Lines

Anti Snap Back

Dia		Circ.	Weight		Unspliced MBL		LDBF, Spliced MBL	
mm	inch	inch	kg/100m	lbs/100ft	ton	kN	ton	kN
40	1-5/8	5	90.5	60.8	36.5	357	32.8	321
44	1-3/4	5-1/2	109.5	73.5	43.7	428	39.3	385
48	2	6	129.4	86.9	51.6	506	46.6	456
52	2-1/8	6-1/2	153.9	103.3	60.1	589	54.2	531
56	2-1/4	7	177.2	119.0	69.4	680	62.4	612
60	2-1/2	7-1/2	204.1	137.0	79.1	776	71.3	698
64	2-5/8	8	232.0	155.8	89.5	878	80.6	790
68	3-3/4	8-1/2	262.4	176.2	100.3	983	90.3	885
72	3	9	293.8	197.2	111.9	1097	100.8	988
80	3-1/4	10	362.6	243.4	136.6	1339	123.0	1205
88	3-5/8	11	437.3	293.6	164.6	1613	147.6	1446
96	4	12	521.2	349.9	194.4	1906	174.6	1711
104	4-1/4	13	613.3	411.7	225.7	2211	203.0	1989
112	4-5/8	14	705.4	473.6	261.1	2559	235.5	2308
120	5	15	813.9	546.4	298.0	2920	268.2	2629

a. Bespoke diameter and length is available.

b. ±5% tolerance according to ISO 2307:2010.

c. LDBF=Line Design Break Force according to OCIMF Mooring Equipment Guidelines 4(MEG4)

TOUGH-MIX PRO™ 3/8/12

High Tenacity Polyolefin & Polyester Mixed

TOUGH-MIX PRO™ 8/12

Dia		Circ.	Weight		8-strand				12-strand			
mm	inch	inch	kg/100m	lbs/100ft	Unspliced MBL		LDBF, Spliced MBL		Unspliced MBL		LDBF, Spliced MBL	
					ton	kN	ton	kN	ton	kN	ton	kN
24	1	3	30.7	20.6	13.3	130	11.9	117	13.7	134	12.3	121
26	1-1/16	3-1/4	36.1	24.2	15.6	153	14.1	138	16.1	158	14.5	142
28	1-1/8	3-1/2	41.8	28.1	18.0	176	16.1	158	18.5	181	16.6	163
30	1-1/4	3-3/4	48.1	32.3	20.4	200	18.4	180	21.0	206	18.9	185
32	1-5/16	4	54.7	36.7	23.0	225	20.7	203	23.6	232	21.3	209
36	1-1/2	4-1/2	69.2	46.5	29.0	284	26.0	255	29.8	293	26.8	263
40	1-5/8	5	85.4	57.3	35.4	347	31.8	312	36.5	357	32.8	321
44	1-3/4	5-1/2	103.3	69.4	42.4	416	38.2	374	43.7	428	39.3	385
48	2	6	122.1	82.0	50.1	491	45.2	443	51.6	506	46.6	456
52	2-1/8	6-1/2	145.2	97.5	58.4	572	52.7	516	60.1	589	54.2	531
56	2-1/4	7	167.2	112.3	67.3	660	60.6	594	69.4	680	62.4	612
60	2-1/2	7-1/2	192.5	129.2	76.8	753	69.2	678	79.1	776	71.3	698
64	2-5/8	8	218.9	147.0	86.9	852	78.3	767	89.5	878	80.6	790
68	3-3/4	8-1/2	247.5	166.2	97.3	954	87.7	859	100.3	983	90.3	885
72	3	9	277.2	186.1	108.7	1065	97.9	959	111.9	1097	100.8	988
80	3-1/4	10	342.1	229.7	132.7	1300	119.4	1170	136.6	1339	123.0	1205
88	3-5/8	11	412.5	276.9	159.8	1566	143.3	1404	164.6	1613	147.6	1446
96	4	12	491.7	330.1	188.8	1850	169.5	1661	194.4	1906	174.6	1711
104	4-1/4	13	578.6	388.5	219.1	2147	197.0	1931	225.7	2211	203.0	1989
112	4-5/8	14	665.5	446.8	253.5	2484	228.7	2241	261.1	2559	235.5	2308
120	5	15	767.8	515.5	289.3	2835	260.4	2552	298.0	2920	268.2	2629
128	5-1/4	16	874.5	587.1	326.5	3200	293.5	2876	336.3	3296	302.3	2962
136	5-5/8	17	984.5	661.0	366.4	3591	329.3	3227	377.4	3699	339.2	3324
144	6	18	1111.0	745.9	409.2	4010	367.9	3605	421.5	4130	378.9	3713
152	6-1/4	19	1243.0	834.5	453.3	4442	407.8	3996	466.9	4575	420.0	4116
160	6-5/8	20	1375.0	923.1	500.1	4901	450.5	4415	515.1	5048	464.0	4547

Structure: 3/8/12-strand

The reinforced composition of high tenacity polyester & polyolefin creates superior breaking strength. The technically designed construction provides higher tensile strength, more flexibility and better abrasion resistance than normal composite rope. TOUGH-MIX PRO™ retains stability, safety and higher residual tensile strength after repeated mooring operations.

TOUGH-MIX PRO™ 3

Dia		Circ.	Weight		Unspliced MBL		Spliced MBL	
mm	inch	inch	kg/100m	lbs/100ft	ton	kN	ton	kN
12	1/2	1-1/2	7.0	4.7	3.1	30	2.8	27
14	9/16	1-3/4	9.5	6.4	4.1	40	3.7	36
16	5/8	2	12.4	8.3	5.3	52	4.8	47
18	3/4	2-1/4	15.7	10.5	6.6	65	6.0	59
22	7/8	2-3/4	23.5	15.8	9.6	94	8.6	85
24	1	3	27.9	18.7	11.3	111	10.2	100
26	1-1/16	3-1/4	32.8	22.0	13.3	130	11.9	117
28	1-1/8	3-1/2	38.0	25.5	15.3	150	13.8	135
30	1-1/4	3-3/4	43.7	29.3	17.3	170	15.6	153
32	1-5/16	4	49.7	33.4	19.6	192	17.6	173
36	1-1/2	4-1/2	62.9	42.2	24.7	242	22.2	218
40	1-5/8	5	77.6	52.1	30.2	296	27.2	266
44	1-3/4	5-1/2	93.9	63.0	36.1	354	32.5	319
48	2	6	111.0	74.5	42.8	419	38.5	377
52	2-1/8	6-1/2	132.0	88.6	49.8	488	44.8	439
56	2-1/4	7	152.0	102.0	57.3	562	51.6	506
60	2-1/2	7-1/2	175.0	117.5	65.5	642	59.0	578
64	2-5/8	8	199.0	133.6	74.1	726	66.7	653
68	2-3/4	8-1/2	225.0	151.1	83.0	813	74.7	732
72	3	9	252.0	169.2	92.6	907	83.3	816
80	3-1/4	10	311.0	208.8	113.0	1107	101.7	996

Features

Melting Point: 165°C /260°C
 Abrasion Resistance: Very Good
 Chemical Resistance: Very Good
 UV Resistance: Very Good
 Water Absorption: 0%
 Wet-dry Strength Ratio: Dry ≈ Wet

Applications

Mooring and Tie-up Lines
 Mooring Pendants
 Tug Assist Lines
 Anchor Lines
 Towing Lines
 Mooring Lines

a. Bespoke diameter and length is available.
 b. ±5% tolerance according to ISO 2307:2010.
 c. LDBF=Line Design Break Force according to OCIMF Mooring Equipment Guidelines 4(MEG4)

TOUGH-MIX™ 3/8/12

High Tenacity Polypropylene & Polyester Mixed

Structure: 3/8/12-strand

TOUGH-MIX™ 8/12

Dia		Circ.	Weight		8-strand				12-strand			
mm	inch	inch	kg/100m	lbs/100ft	Unspliced MBL		LDBF, Spliced MBL		Unspliced MBL		LDBF, Spliced MBL	
					ton	kN	ton	kN	ton	kN	ton	kN
24	1	3	27.9	18.7	11.8	116	10.6	104	12.3	121	11.0	108
26	1-1/16	3-1/4	32.8	22.0	13.9	136	12.4	122	14.4	141	12.9	127
28	1-1/8	3-1/2	38.0	25.5	15.9	156	14.3	140	16.6	162	14.9	146
30	1-1/4	3-3/4	43.7	29.3	18.2	178	16.3	160	18.9	185	17.0	166
32	1-5/16	4	49.7	33.4	20.4	200	18.4	180	21.2	208	19.1	187
36	1-1/2	4-1/2	62.9	42.2	25.7	252	23.2	227	26.7	262	24.1	236
40	1-5/8	5	77.6	52.1	31.4	308	28.3	277	32.7	320	29.4	288
44	1-3/4	5-1/2	93.9	63.0	37.8	370	33.9	332	39.3	385	35.2	345
48	2	6	111.0	74.5	44.6	437	40.2	394	46.4	454	41.8	410
52	2-1/8	6-1/2	132.0	88.6	51.9	509	46.7	458	54.0	529	48.6	476
56	2-1/4	7	152.0	102.0	59.9	587	53.9	528	62.3	610	56.0	549
60	2-1/2	7-1/2	175.0	117.5	68.4	670	61.4	602	71.1	697	63.9	626
64	2-5/8	8	199.0	133.6	77.2	757	69.6	682	80.3	787	72.4	709
68	3-3/4	8-1/2	225.0	151.1	86.5	848	77.9	763	90.0	882	81.0	794
72	3	9	252.0	169.2	96.6	947	86.9	852	100.5	985	90.4	886
80	3-1/4	10	311.0	208.8	118.0	1156	106.1	1040	122.7	1202	110.4	1082
88	3-5/8	11	375.0	251.8	142.0	1392	127.3	1248	147.7	1448	132.4	1298
96	4	12	447.0	300.1	167.8	1644	150.6	1476	174.5	1710	156.6	1535
104	4-1/4	13	526.0	353.1	194.7	1908	175.1	1716	202.5	1984	182.1	1785
112	4-5/8	14	605.0	406.2	225.3	2208	203.3	1992	234.3	2296	211.4	2072
120	5	15	698.0	468.6	257.1	2520	231.4	2268	267.4	2621	240.7	2359
128	5-1/4	16	795.0	533.7	290.2	2844	260.8	2556	301.8	2958	271.2	2658
136	5-5/8	17	895.0	600.9	325.7	3192	292.7	2868	338.7	3320	304.4	2983
144	6	18	1010.0	678.1	363.7	3564	326.9	3204	378.2	3707	340.0	3332
152	6-1/4	19	1130.0	758.6	402.9	3948	362.4	3552	419.0	4106	376.9	3694
160	6-5/8	20	1250.0	839.2	444.5	4356	400.4	3924	462.3	4530	416.4	4081

Updated product of high tenacity polyester & polypropylene, it's superior to pure polyester or polypropylene only, lighter weight than polyester and stronger break strength than polypropylene, this rope is smooth, non-rotational and excellent coefficient of friction.

Features

- Melting Point: 165°C / 260°C
- Abrasion Resistance: Good
- Chemical Resistance: Very Good
- UV Resistance: Very Good
- Water Absorption: 0%
- Wet-dry Strength Ratio: Dry ≈ Wet

Applications

- Mooring and Tie-up Lines
- Mooring Pendants
- Tug Assist Lines
- Anchor Lines
- Towing Lines
- Mooring Lines

TOUGH-MIX™ 3

Dia		Circ.	Weight		Unspliced MBL		Spliced MBL	
mm	inch	inch	kg/100m	lbs/100ft	ton	kN	ton	kN
12	1/2	1-1/2	7.0	4.7	2.6	26	2.4	23
14	9/16	1-3/4	9.5	6.4	3.5	35	3.2	31
16	5/8	2	12.4	8.3	4.6	45	4.1	40
18	3/4	2-1/4	15.7	10.5	5.7	56	5.2	51
22	7/8	2-3/4	23.5	15.8	8.4	82	7.5	74
24	1	3	27.9	18.7	9.8	96	8.8	87
26	1-1/16	3-1/4	32.8	22.0	11.5	113	10.4	102
28	1-1/8	3-1/2	38.0	25.5	13.3	130	11.9	117
30	1-1/4	3-3/4	43.7	29.3	15.1	148	13.6	133
32	1-5/16	4	49.7	33.4	17.0	167	15.3	150
36	1-1/2	4-1/2	62.9	42.2	21.4	210	19.3	189
40	1-5/8	5	77.6	52.1	26.2	257	23.6	231
44	1-3/4	5-1/2	93.9	63.0	31.4	308	28.3	277
48	2	6	111.0	74.5	37.1	364	33.5	328
52	2-1/8	6-1/2	132.0	88.6	43.3	424	39.0	382
56	2-1/4	7	152.0	102.0	49.9	489	44.9	440
60	2-1/2	7-1/2	175.0	117.5	56.9	558	51.2	502
64	2-5/8	8	199.0	133.6	64.4	631	58.0	568
68	2-3/4	8-1/2	225.0	151.1	72.1	707	64.9	636
72	3	9	252.0	169.2	80.5	789	72.4	710
80	3-1/4	10	311.0	208.8	98.3	963	88.5	867

a. Bespoke diameter and length is available.
 b. ±5% tolerance according to ISO 2307:2010.
 c. LDBF=Line Design Break Force according to OCIMF Mooring Equipment Guidelines 4(MEG4)

TOUGH-FLEX™ 3/8/12

High Tenacity Polypropylene & Polyester Mixed

Structure: 3/8/12-Strand

TOUGH-FLEX™ 8/12

Dia		Circ.	Weight		8-strand				12-strand			
mm	inch	inch	kg/100m	lbs/100ft	Unspliced MBL		LDBF, Spliced MBL	Unspliced MBL		LDBF, Spliced MBL		
					ton	kN	ton	kN	ton	kN	ton	kN
24	1	3	33.2	22.3	14.1	138	12.8	125	14.6	143	13.3	130
26	1-1/16	3-1/4	39.4	26.5	16.0	157	14.5	142	16.6	163	15.1	148
28	1-1/8	3-1/2	45.5	30.5	18.2	178	16.5	162	18.9	185	17.2	169
30	1-1/4	3-3/4	52.6	35.3	20.6	202	18.8	184	21.5	210	19.5	191
32	1-5/16	4	59.5	39.9	23.2	227	21.1	206	24.1	236	21.9	215
36	1-1/2	4-1/2	74.1	49.7	26.2	257	23.8	234	27.3	267	24.8	243
40	1-5/8	5	91.4	61.4	32.4	317	29.4	288	33.7	330	30.6	300
44	1-3/4	5-1/2	108.9	73.1	38.2	374	34.7	340	39.7	389	36.1	354
48	2	6	131.9	88.6	44.6	437	40.6	398	46.4	455	42.2	414
52	2-1/8	6-1/2	150.0	100.7	51.3	503	46.6	457	53.4	523	48.5	475
56	2-1/4	7	179.0	120.2	60.9	597	55.4	543	63.4	621	57.6	564
60	2-1/2	7-1/2	200.5	134.6	68.2	669	62.0	608	71.0	695	64.5	632
64	2-5/8	8	227.0	152.4	77.5	760	70.5	691	80.6	790	73.3	718
68	3-3/4	8-1/2	254.0	170.5	84.3	826	76.6	751	87.7	859	79.7	781
72	3	9	284.0	190.7	96.5	945	87.7	859	100.3	983	91.2	894
80	3-1/4	10	348.5	234.0	117.5	1152	106.8	1047	122.2	1198	111.1	1089
88	3-5/8	11	420.5	282.3	141.0	1382	128.2	1256	146.6	1437	133.3	1306
96	4	12	500.0	335.7	164.8	1615	149.8	1468	171.4	1680	155.8	1527
104	4-1/4	13	584.0	392.1	192.4	1885	174.9	1714	200.1	1961	181.9	1783
112	4-5/8	14	673.0	451.8	221.9	2175	201.7	1977	230.8	2262	209.8	2056
120	5	15	774.0	519.6	253.3	2483	230.3	2257	263.5	2582	239.5	2347
128	5-1/4	16	884.0	593.5	285.2	2795	259.2	2540	296.6	2906	269.6	2642
136	5-5/8	17	995.0	668.0	320.0	3136	290.9	2850	332.8	3261	302.5	2965
144	6	18	1123.0	753.9	357.4	3502	324.9	3184	371.7	3643	337.9	3311
152	6-1/4	19	1255.0	842.6	395.9	3880	359.9	3527	411.7	4035	374.3	3668
160	6-5/8	20	1396.0	937.2	436.9	4282	397.2	3893	454.4	4453	413.1	4048

A polypropylene and polyester mixed mooring rope combines the lightweight and buoyant characteristics of polypropylene with the durability and strength of polyester. This blend results in a rope that is both easy to handle and resistant to abrasion, making it suitable for reliable performance in various marine environments.

Features

- Melting Point: 165/260°C
- Abrasion Resistance: Good
- Chemical Resistance: Very Good
- UV Resistance: Very Good
- Water Absorption: 0%
- Wet-dry Strength Ratio: Dry ≈ Wet

Applications

- Mooring and Tie-up Lines
- Mooring Pendants
- Tug Assist Line
- Anchor Lines
- Towing Lines
- Mooring Lines

TOUGH-FLEX™ 3

Dia		Circ.	Weight		Unspliced MBL		Spliced MBL	
mm	inch	inch	kg/100m	lbs/100ft	ton	kN	ton	kN
12	1/2	1-1/2	7.0	4.7	2.6	26	2.4	23
14	9/16	1-3/4	9.5	6.4	3.5	35	3.2	31
16	5/8	2	12.4	8.3	4.6	45	4.1	40
18	3/4	2-1/4	15.7	10.5	5.7	56	5.2	51
22	7/8	2-3/4	23.5	15.8	8.4	82	7.5	74
24	1	3	27.9	18.7	9.8	96	8.8	87
26	1-1/16	3-1/4	32.8	22.0	11.5	113	10.4	102
28	1-1/8	3-1/2	38.0	25.5	13.3	130	11.9	117
30	1-1/4	3-3/4	43.7	29.3	15.1	148	13.6	133
32	1-5/16	4	49.7	33.4	17.0	167	15.3	150
36	1-1/2	4-1/2	62.9	42.2	21.4	210	19.3	189
40	1-5/8	5	77.6	52.1	26.2	257	23.6	231
44	1-3/4	5-1/2	93.9	63.0	31.4	308	28.3	277
48	2	6	111.0	74.5	37.1	364	33.5	328
52	2-1/8	6-1/2	132.0	88.6	43.3	424	39.0	382
56	2-1/4	7	152.0	102.0	49.9	489	44.9	440
60	2-1/2	7-1/2	175.0	117.5	56.9	558	51.2	502
64	2-5/8	8	199.0	133.6	64.4	631	58.0	568
68	2-3/4	8-1/2	225.0	151.1	72.1	707	64.9	636
72	3	9	252.0	169.2	80.5	789	72.4	710
80	3-1/4	10	311.0	208.8	98.3	963	88.5	867

a. Bespoke diameter and length is available.
 b. ±5% tolerance according to ISO 2307:2010.
 c. LDBF=Line Design Break Force according to OCIMF Mooring Equipment Guidelines 4(MEG4)

FISHING



TOUGH-HS™

High Tenacity Polyolefin

Structure: 3/8/12-strand

TOUGH-HS™ 8/12

Dia		Circ.	Weight		8-strand				12-strand			
mm	inch	inch	kg/100m	lbs/100ft	Unspliced MBL		LDBF, Spliced MBL		Unspliced MBL		LDBF, Spliced MBL	
					ton	kN	ton	kN	ton	kN	ton	kN
24	1	3	28.8	19.3	13.5	132	12.2	120	14.0	137	12.7	125
26	1-1/16	3-1/4	33.7	22.6	15.7	154	14.3	140	16.3	160	14.9	146
28	1-1/8	3-1/2	39.4	26.5	18.0	176	16.3	160	18.7	183	17.0	166
30	1-1/4	3-3/4	44.9	30.1	20.4	200	18.6	182	21.2	208	19.3	189
32	1-5/16	4	51.1	34.3	23.1	227	21.0	206	24.0	236	21.9	214
36	1-1/2	4-1/2	64.1	43.0	29.1	285	26.4	259	30.2	296	27.5	269
40	1-5/8	5	79.1	53.1	35.5	348	32.2	316	36.9	362	33.5	329
44	1-3/4	5-1/2	97.7	65.6	42.2	414	38.4	376	43.9	430	39.9	391
48	2	6	114.5	76.9	49.8	488	45.3	444	51.8	508	47.1	462
52	2-1/8	6-1/2	134.0	90.0	57.9	568	52.7	516	60.2	590	54.8	537
56	2-1/4	7	156.0	104.7	66.6	652	60.5	593	69.2	678	62.9	617
60	2-1/2	7-1/2	179.0	120.2	75.4	739	68.6	672	78.4	769	71.3	699
64	2-5/8	8	203.6	136.7	84.9	832	77.1	756	88.3	865	80.2	786
68	3-3/4	8-1/2	230.0	154.4	95.3	934	86.6	849	99.1	971	90.1	883
72	3	9	258.0	173.2	106.1	1040	96.4	945	110.3	1081	100.3	983
80	3-1/4	10	319.0	214.2	128.7	1262	117.0	1147	133.9	1312	121.7	1193
88	3-5/8	11	386.0	259.1	153.8	1507	139.8	1370	159.9	1567	145.4	1425
96	4	12	459.0	308.2	181.1	1774	164.6	1613	188.3	1845	171.2	1678
104	4-1/4	13	536.0	359.9	209.8	2056	190.7	1869	218.2	2138	198.3	1944
112	4-5/8	14	623.0	418.3	242.8	2379	220.7	2163	252.5	2474	229.5	2250
120	5	15	718.0	482.0	275.9	2704	250.8	2458	286.9	2812	260.8	2556
128	5-1/4	16	816.0	547.8	313.2	3069	284.7	2790	325.7	3192	296.1	2902
136	5-5/8	17	922.0	619.0	352.0	3450	320.0	3136	366.1	3588	332.8	3261
144	6	18	1033.0	693.5	393.6	3858	357.9	3507	409.4	4012	372.2	3647
152	6-1/4	19	1155.0	775.4	436.7	4280	397.0	3891	454.2	4451	412.9	4047
160	6-5/8	20	1276.0	856.7	484.2	4745	440.2	4314	503.6	4935	457.8	4487

Made of high tenacity polyolefin fiber, which is the stronger rope among PP, PE and Polyolefin ropes. Excellent breaking strength and remarkable abrasion resistance.

Features

- Specific Gravity: 0.91~0.93
- Melting Point: 165°C
- Breaking Elongation: 12%~20%
- Abrasion Resistance: Very Good
- Chemical Resistance: Very Good
- UV Resistance: Very Good
- Water Absorption: 0.01%
- Wet-dry Strength Ratio: Dry ≈ Wet

Applications

- Floating Tow Lines
- Mooring Lines
- Tie-up Lines
- Anchor Lines
- Fishing Lines
- Pick-up Lines

TOUGH-HS™ 3

Dia		Circ.	Weight		Unspliced MBL		Spliced MBL	
mm	inch	inch	kg/100m	lbs/100ft	ton	kN	ton	kN
12	1/2	1-1/2	6.8	4.6	3.0	29	2.7	26
14	9/16	1-3/4	9.3	6.2	4.0	39	3.6	35
16	5/8	2	12.2	8.2	5.1	50	4.6	45
18	3/4	2-1/4	15.4	10.3	6.4	63	5.8	56
22	7/8	2-3/4	23.0	15.4	9.3	91	8.4	82
24	1	3	27.4	18.4	10.9	107	9.8	96
26	1-1/16	3-1/4	32.1	21.6	12.6	123	11.3	111
28	1-1/8	3-1/2	37.3	25.0	14.4	141	13.0	128
30	1-1/4	3-3/4	42.8	28.7	16.4	161	14.8	145
32	1-5/16	4	48.7	32.7	18.4	181	16.5	162
36	1-1/2	4-1/2	61.6	41.4	22.8	223	20.5	201
40	1-5/8	5	76.1	51.1	27.5	269	24.8	243
44	1-3/4	5-1/2	92.1	61.8	32.5	319	29.2	286
48	2	6	109.2	73.3	38.1	374	34.4	337
52	2-1/8	6-1/2	128.1	86.0	44.1	432	39.7	389
56	2-1/4	7	149.1	100.1	50.3	493	45.3	444
60	2-1/2	7-1/2	171.2	114.9	57.0	559	51.3	503
64	2-5/8	8	195.3	131.1	63.8	626	57.5	564
68	2-3/4	8-1/2	220.5	148.0	71.5	700	64.3	630
72	3	9	246.8	165.7	79.4	779	71.5	700
80	3-1/4	10	304.5	204.4	96.0	941	86.4	846

a. Bespoke diameter and length is available.
 b. ±5% tolerance according to ISO 2307:2010.
 c. LDBF=Line Design Break Force according to OCIMF Mooring Equipment Guidelines 4(MEG4)

TOUGH-PLUS™

High Tenacity Polypropylene

Structure: 3/8/12-strand

High strength floating rope. Excellent anti-abrasion properties contribute to longer working life, 3/8/12 strand structure makes this rope a multi purpose ideal for general industrial & commercial fishing applications.

Features

- Specific Gravity: 0.91~0.93
- Melting Point: 165°C
- Breaking Elongation: 12%~20%
- Abrasion Resistance: Very Good
- Chemical Resistance: Very Good
- UV Resistance: Good
- Water Absorption: 0.01%
- Wet-dry Strength Ratio: Dry ≈ Wet

Applications

- Floating Tow Lines
- Mooring Lines
- Tie-up Lines
- Anchor Lines
- Fishing Lines
- Pick-up Lines

TOUGH-PLUS™ 8/12

Dia		Circ.	Weight		8-strand				12-strand			
mm	inch	inch	kg/100m	lbs/100ft	Unspliced MBL		LDBF, Spliced MBL		Unspliced MBL		LDBF, Spliced MBL	
					ton	kN	ton	kN	ton	kN	ton	kN
24	1	3	23.5	15.8	11.1	109	10.0	98	11.6	113	10.4	102
26	1-1/16	3-1/4	27.5	18.5	13.0	127	11.7	114	13.5	132	12.1	119
28	1-1/8	3-1/2	32.0	21.5	14.9	146	13.4	131	15.5	152	13.9	137
30	1-1/4	3-3/4	36.7	24.6	16.9	166	15.2	149	17.6	173	15.9	155
32	1-5/16	4	41.8	28.1	19.2	188	17.3	169	20.0	196	18.0	176
36	1-1/2	4-1/2	52.8	35.4	24.0	235	21.6	212	24.9	244	22.4	220
40	1-5/8	5	65.3	43.8	29.4	288	26.4	259	30.6	300	27.5	270
44	1-3/4	5-1/2	78.9	53.0	35.0	343	31.5	309	36.4	357	32.8	321
48	2	6	93.6	62.8	41.2	404	37.1	364	42.9	420	38.6	378
52	2-1/8	6-1/2	109.8	73.7	48.0	470	43.2	423	49.9	489	44.9	440
56	2-1/4	7	127.8	85.8	55.1	540	49.6	486	57.3	562	51.6	505
60	2-1/2	7-1/2	146.7	98.5	62.4	612	56.2	551	64.9	636	58.5	573
64	2-5/8	8	167.4	112.4	70.4	690	63.4	621	73.2	718	65.9	646
68	3-3/4	8-1/2	189.0	126.9	79.0	774	71.1	697	82.1	805	73.9	724
72	3	9	211.5	142.0	87.9	861	79.1	775	91.4	895	82.2	806
80	3-1/4	10	261.0	175.2	106.6	1045	96.0	941	110.9	1087	99.8	978
88	3-5/8	11	315.9	212.1	127.6	1250	114.8	1125	132.7	1300	119.4	1170
96	4	12	375.3	252.0	150.0	1470	135.0	1323	156.0	1529	140.4	1376
104	4-1/4	13	441.0	296.1	173.6	1701	156.2	1531	180.5	1769	162.5	1592
112	4-5/8	14	511.2	343.2	201.4	1974	181.3	1777	209.5	2053	188.5	1848
120	5	15	586.8	394.0	228.3	2237	205.4	2013	237.4	2326	213.7	2094
128	5-1/4	16	667.8	448.3	259.3	2541	233.4	2287	269.7	2643	242.7	2378
136	5-5/8	17	754.2	506.3	291.4	2856	262.3	2570	303.1	2970	272.8	2673
144	6	18	845.1	567.4	325.7	3192	293.1	2873	338.7	3320	304.9	2988
152	6-1/4	19	945.0	634.4	362.1	3549	325.9	3194	376.6	3691	339.0	3322
160	6-5/8	20	1044.0	700.9	400.7	3927	360.6	3534	416.7	4084	375.1	3676

TOUGH-PLUS™ 3

Dia		Circ.	Weight		Unspliced MBL		Spliced MBL	
mm	inch	inch	kg/100m	lbs/100ft	ton	kN	ton	kN
12	1/2	1-1/2	6.6	4.4	2.6	25	2.3	23
14	9/16	1-3/4	8.9	6.0	3.5	34	3.1	31
16	5/8	2	11.6	7.8	4.4	44	4.0	39
18	3/4	2-1/4	14.7	9.9	5.6	55	5.0	49
22	7/8	2-3/4	21.9	14.7	8.1	79	7.3	71
24	1	3	26.1	17.5	9.5	93	8.5	84
26	1-1/16	3-1/4	30.6	20.5	10.9	107	9.8	96
28	1-1/8	3-1/2	35.5	23.8	12.6	123	11.3	111
30	1-1/4	3-3/4	40.8	27.4	14.3	140	12.9	126
32	1-5/16	4	46.4	31.2	16.0	157	14.4	141
36	1-1/2	4-1/2	58.7	39.4	19.8	194	17.9	175
40	1-5/8	5	72.5	48.7	23.9	234	21.5	211
44	1-3/4	5-1/2	87.7	58.9	28.3	277	25.4	249
48	2	6	104.0	69.8	33.2	325	29.9	293
52	2-1/8	6-1/2	122.0	81.9	38.4	376	34.5	338
56	2-1/4	7	142.0	95.3	43.8	429	39.4	386
60	2-1/2	7-1/2	163.0	109.4	49.6	486	44.6	437
64	2-5/8	8	186.0	124.9	55.5	544	50.0	490
68	2-3/4	8-1/2	210.0	141.0	62.1	609	55.9	548
72	3	9	235.0	157.8	69.1	677	62.1	609
80	3-1/4	10	290.0	194.7	83.5	818	75.1	736

a. Bespoke diameter and length is available.
 b. ±5% tolerance according to ISO 2307:2010.
 c. LDBF=Line Design Break Force according to OCIMF Mooring Equipment Guidelines 4(MEG4)

TOUGH-PP™

Polypropylene

Structure: 3/8/12-strand

TOUGH-PP™ 8/12

Dia		Circ.	Weight		8-strand				12-strand			
mm	inch	inch	kg/100m	lbs/100ft	Unspliced MBL		LDBF, Spliced MBL		Unspliced MBL		LDBF, Spliced MBL	
					ton	kN	ton	kN	ton	kN	ton	kN
24	1	3	26.1	17.5	9.0	88	8.2	80	9.3	92	8.4	82
26	1-1/16	3-1/4	30.6	20.5	10.5	103	9.5	93	10.9	107	9.8	96
28	1-1/8	3-1/2	35.5	23.8	12.0	118	10.8	106	12.5	123	11.3	110
30	1-1/4	3-3/4	40.8	27.4	13.7	134	12.3	121	14.2	139	12.8	125
32	1-5/16	4	46.4	31.2	15.5	152	14.0	137	16.1	158	14.5	142
36	1-1/2	4-1/2	58.7	39.4	19.4	190	17.6	172	20.2	198	18.1	178
40	1-5/8	5	72.5	48.7	23.8	233	21.4	210	24.7	242	22.3	218
44	1-3/4	5-1/2	87.7	58.9	28.4	278	25.5	250	29.5	289	26.6	260
48	2	6	104.0	69.8	33.4	327	30.1	295	34.7	340	31.2	306
52	2-1/8	6-1/2	122.0	81.9	38.9	381	35.0	343	40.4	396	36.4	357
56	2-1/4	7	142.0	95.3	44.6	437	40.2	394	46.4	454	41.7	409
60	2-1/2	7-1/2	163.0	109.4	50.6	496	45.5	446	52.6	516	47.4	464
64	2-5/8	8	186.0	124.9	56.9	558	51.2	502	59.2	580	53.3	522
68	3-3/4	8-1/2	210.0	141.0	63.9	626	57.6	564	66.4	651	59.8	586
72	3	9	235.0	157.8	71.1	697	64.0	627	74.0	725	66.6	652
80	3-1/4	10	290.0	194.7	86.3	846	77.8	762	89.8	880	80.8	792
88	3-5/8	11	351.0	235.6	103.3	1012	92.9	910	107.4	1052	96.7	947
96	4	12	417.0	280.0	121.4	1190	109.3	1071	126.3	1238	113.7	1114
104	4-1/4	13	490.0	329.0	140.5	1377	126.6	1241	146.1	1432	131.5	1289
112	4-5/8	14	568.0	381.3	163.1	1598	146.6	1437	169.6	1662	152.6	1496
120	5	15	652.0	437.7	184.8	1811	166.5	1632	192.2	1883	173.0	1695
128	5-1/4	16	742.0	498.2	209.9	2057	189.1	1853	218.3	2139	196.5	1925
136	5-5/8	17	838.0	562.6	235.9	2312	212.6	2083	245.4	2404	220.8	2164
144	6	18	939.0	630.4	263.7	2584	237.7	2329	274.2	2687	246.8	2419
152	6-1/4	19	1050.0	704.9	293.2	2873	263.7	2584	304.9	2988	274.4	2689
160	6-5/8	20	1160.0	778.0	324.4	3179	292.3	2865	337.4	3306	303.6	2976

TOUGH-PP™ 3

Dia		Circ.	Weight		Unspliced MBL		LDBF, Spliced MBL	
mm	inch	inch	kg/100m	lbs/100ft	ton	kN	ton	kN
12	1/2	1-1/2	6.5	4.4	2.1	21	1.9	19
14	9/16	1-3/4	8.9	6.0	2.8	28	2.6	25
16	5/8	2	11.6	7.8	3.6	36	3.3	32
18	3/4	2-1/4	14.7	9.9	4.6	45	4.1	40
22	7/8	2-3/4	21.9	14.7	6.6	65	6.0	58
24	1	3	26.1	17.5	7.8	76	7.0	68
26	1-1/16	3-1/4	30.6	20.5	9.0	88	8.1	79
28	1-1/8	3-1/2	35.5	23.8	10.3	101	9.3	91
30	1-1/4	3-3/4	40.8	27.4	11.7	115	10.5	103
32	1-5/16	4	46.4	31.2	13.1	129	11.8	116
36	1-1/2	4-1/2	58.7	39.4	16.2	159	14.6	144
40	1-5/8	5	72.5	48.7	19.6	192	17.7	173
44	1-3/4	5-1/2	87.7	58.9	23.2	227	20.8	204
48	2	6	104.0	69.8	27.2	267	24.5	240
52	2-1/8	6-1/2	122.0	81.9	31.5	308	28.3	277
56	2-1/4	7	142.0	95.3	35.9	352	32.3	317
60	2-1/2	7-1/2	163.0	109.4	40.7	399	36.6	358
64	2-5/8	8	186.0	124.9	45.5	446	41.0	402
68	2-3/4	8-1/2	210.0	141.0	51.0	499	45.9	449
72	3	9	235.0	157.8	56.6	555	51.0	499
80	3-1/4	10	290.0	194.7	68.4	671	61.6	604

- a. Bespoke diameter and length is available.
- b. ±5% tolerance according to ISO 2307:2010.
- c. LDBF=Line Design Break Force according to OCIMF Mooring Equipment Guidelines 4(MEG4)

Made by normal polypropylene fiber, very easy to handle and keep same strength in wet or dry environment. Floats and good UV resistance.

Features

- Specific Gravity: 0.91~0.93
- Melting Point: 165°C
- Breaking Elongation: 12%~20%
- Abrasion Resistance: Normal
- Chemical Resistance: Very Good
- UV Resistance: Normal
- Water Absorption: 0.01%
- Wet-dry Strength Ratio: Dry ≈ Wet

Applications

- Floating Tow Lines
- Mooring Lines
- Tie-up Lines
- Anchor Lines
- Fishing Lines
- Pick-up Lines

TOUGH-POLYETHYLENE™

High Tenacity Polyethylene

Structure: 3-strand

This rope floats and does not absorb water, which makes soft on hand, easy to handle and flexible. The special nature of filaments contributes highly to an increased abrasion resistance, thus improving the lifetime and security. Mainly used on fishing vessels and inland shippings.

Features

Specific Gravity: 0.94~0.97
 Melting Point: 132°C~135°C
 Abrasion Resistance: Good
 Chemical Resistance: Very Good
 UV Resistance: Good
 Water Absorption: 0%
 Wet-dry Strength Ratio: Dry=Wet

Applications

Mooring Lines
 Fishing Lines
 Towing Lines
 Aquacultures
 Winch Lines
 Messenger Lines
 Pick-up Lines

Dia		Circ.	Weight		MBL	
mm	inch	inch	kg/100m	lbs/100ft	ton	kN
4	5/32	1/2	0.9	0.6	0.3	3
6	1/4	3/4	1.8	1.2	0.6	6
8	5/16	1	3.1	2.1	0.9	9
10	13/32	1-1/4	4.9	3.3	1.4	14
12	1/2	1-1/2	7.1	4.8	2.3	23
14	9/16	1-3/4	9.1	6.1	2.9	28
16	5/8	2	11.2	7.5	3.4	33
18	3/4	2-1/4	16.1	10.8	4.7	46
20	13/16	2-1/2	19.5	13.1	5.3	52
22	7/8	2-3/4	22.0	14.8	6.5	64
24	1	3	27.8	18.6	7.9	77
26	1-1/16	3-1/4	31.5	21.1	8.8	86
28	1-1/8	3-1/2	35.3	23.7	9.8	96
30	1-1/4	3-3/4	42.7	28.6	11.8	116
32	1-5/16	4	47.0	31.5	13.0	127
36	1-1/2	4-1/2	61.0	40.9	16.7	164
40	1-5/8	5	71.1	47.7	19.6	192
48	2	6	106.9	71.7	28.7	281
56	2-1/4	7	136.2	91.4	36.4	357
64	2-5/8	8	186.0	124.8	49.5	485
72	3	9	236.6	158.7	63.1	618
80	3-1/4	10	287.2	192.6	74.5	730

a. Bespoke diameter and length is available.
 b. ±5% tolerance according to ISO 2307:2010.



TOUGH-LEAD™

High Tenacity Polypropylene with Lead Core

Structure: 3-strand

This rope works well in a variety of marine applications requiring durable, rot-proof lines that sink into water. It can offer good strength and resistance to abrasion and UV light. Mainly used in commercial fishing, particularly as net bottom lines.

Features

Abrasion Resistance: Good
Chemical Resistance: Very Good
UV Resistance: Good
Water Absorption: 0%
Wet-dry Strength Ratio: Dry ≈ Wet

Applications

Fishing Lines
Aquacultures

Dia		Circ.	Weight		MBL	
mm	inch	inch	kg/100m	lbs/100ft	ton	kN
6	1/4	3/4	2.6	1.8	0.5	5
8	5/16	1	4.7	3.2	0.9	9
9	3/8	1-1/8	6	4	1	10
10	13/32	1-1/4	7.5	5	1.3	13
12	1/2	1-1/2	10.5	7.0	1.9	19
14	9/16	1-3/4	14.3	9.6	2.6	25
16	5/8	2	18.8	12.6	3.2	31
18	3/4	2-1/4	22.5	15.1	4.0	39
20	13/16	2-1/2	29.5	19.8	4.8	47
22	7/8	2-3/4	35.0	23.5	5.9	58
24	1	3	41.3	27.7	6.9	68
26	1-1/16	3-1/4	49.5	33.2	7.9	77
28	1-1/8	3-1/2	57.5	38.6	9.0	88
30	1-1/4	3-3/4	63.8	42.8	10.4	102
32	1-5/16	4	71.3	47.8	11.7	115
36	1-1/2	4-1/2	91.0	61.0	13.4	131
40	1-5/8	5	112.5	75.5	17.7	173
45	1-13/16	5-5/8	142.5	95.8	21.7	212

a. Bespoke diameter and length is available.
b. ±5% tolerance according to ISO 2307:2010.

OFFSHORE



MAX OCEAN™

Deep Water Mooring Rope

Structure: Parallel

Deep water mooring rope mainly used for offshore industry like platform station-keeping.

The rope usually produced with multi-layer technology, including inner core, filtration and external jacket.

The rope with high strength, good abrasion resistance, particle ingress resistance excellent chemical resistance and UV resistance.

The rope design and produce must be based on specific working condition.

In compliance with OCIMF MEG4.

Features

Abrasion Resistance: Excellent

Chemical Resistance: Excellent

UV Resistance: Excellent

Tension Fatigue: Excellent

Applications

Station-keeping

MAX OCEAN™-HMPE

Dia		Circ.	UHMWPE Core	
			Spliced MBL	
mm	inch	inch	ton	kN
63	2-1/2	7-1/2	255	2500
71	2-3/4	8-1/2	327	3200
80	3-1/4	10	408	4000
90	3-5/8	11	510	5000
100	4	12	643	6300
106	4-1/4	13	724	7100
118	4-5/8	14-1/2	918	9000
132	5-1/4	16-3/8	1143	11200
150	5-7/8	18-1/2	1429	14000
160	6-1/4	19-7/8	1633	16000
170	6-3/4	21	1837	18000
180	7-1/8	22-3/8	2041	20000

MAX OCEAN™-PES

Dia		Circ.	Polyester Core	
			Spliced MBL	
mm	inch	inch	ton	kN
106	4-1/4	13	320	3140
118	4-5/8	14-1/2	400	3920
132	5-1/4	16-3/8	500	4900
150	5-7/8	18-1/2	631	6180
160	6-1/4	19-7/8	710	6960
170	6-3/4	21	801	7850
180	7-1/8	22-3/8	901	8830
190	7-1/2	23-1/2	1001	9810
200	7-7/8	24-3/4	1122	11000
212	8-3/8	26-1/4	1255	12300
224	8-7/8	27-3/4	1398	13700
236	9-3/8	29-1/4	1602	15700
250	10	31	1806	17700
265	10-1/2	32-3/4	2000	19600

MAX OCEAN™-AR

Dia		Circ.	Aramid Core	
			Spliced MBL	
mm	inch	inch	ton	kN
80	3-1/4	10	255	2500
90	3-5/8	11	316	3100
100	4	12	398	3900
106	4-1/4	13	449	4400
118	4-5/8	14-1/2	571	5600
132	5-1/4	16-3/8	714	7000
150	5-7/8	18-1/2	888	8700
160	6-1/4	19-7/8	1020	10000
170	6-3/4	21	1143	11200
180	7-1/8	22-3/8	1276	12500
190	7-1/2	23-1/2	1429	14000
200	7-7/8	24-3/4	1582	15500
212	8-3/8	26-1/4	1786	17500
224	8-7/8	27-3/4	1990	19500

a. Bespoke diameter and length is available.

b. ±5% tolerance according to ISO 2307:2010.

c. LDBF=Line Design Break Force according to OCIMF Mooring Equipment Guidelines 4(MEG4)



MAX SPM™

Single Point Mooring Rope

Structure: Parallel

Made of high tenacity polyamide fiber, inner core with outside jacket make the rope has good shock-absorption and abrasion resistance.

Put special coating and metal accessory on rope ends and plus float foam. In compliance with OCIMF MEG4.

Features

- Specific Gravity: 1.14
- Melting Point: 215°C
- Breaking Elongation: 15%-28%
- Abrasion Resistance: Very good
- Chemical Resistance: Very Good
- UV Resistance : Very good

Applications

Single Point Mooring

Dia		Circ.	Weight		Single MBL				Grommet MBL			
mm	inch	inch	kg/100m	lbs/100ft	Dry		Wet		Dry		Wet	
mm	inch	inch	kg/100m	lbs/100ft	ton	kN	ton	kN	ton	kN	ton	kN
72	3	9	333	224	134	1313	126	1235	228	2234	215	2108
80	3-1/4	10	400	269	158	1548	149	1460	269	2636	254	2487
88	3-5/8	11	480	322	194	1901	183	1793	330	3234	311	3051
96	4	12	574	385	234	2293	221	2166	398	3900	375	3680
104	4-1/4	13	688	462	275	2695	259	2538	468	4586	442	4327
112	4-5/8	14	788	529	316	3097	298	2920	537	5263	507	4965
120	5	15	929	624	365	3577	344	3371	621	6086	586	5741
128	5-1/4	16	1038	697	408	3998	385	3773	694	6801	655	6416
136	5-5/8	17	1200	806	467	4577	441	4322	794	7782	749	7341
144	6	18	1332	894	520	5096	491	4812	884	8663	834	8173
152	6-1/4	19	1463	982	571	5596	539	5282	971	9516	916	8977
160	6-5/8	20	1623	1090	627	6145	592	5802	1066	10447	1006	9855
168	7	21	1790	1202	683	6693	644	6311	1161	11378	1095	10734
176	7-1/4	22	1980	1329	754	7389	711	6968	1282	12564	1209	11852

- a. Bespoke diameter and length is available.
- b. ±5% tolerance according to ISO 2307:2010.
- c. LDBF=Line Design Break Force according to OCIMF Mooring Equipment Guidelines 4(MEG4)

Single Leg



Grommet



General Layout as Below



1	2	3	4	5		
D Shackle	Cast Thimble	PU Coating	Whipping	Lace-on: 1.1m Length	Floats: Appro.27	Inside Foam: 35kg/m ³



LIFTING



W-FORCE™

Webbing Sling

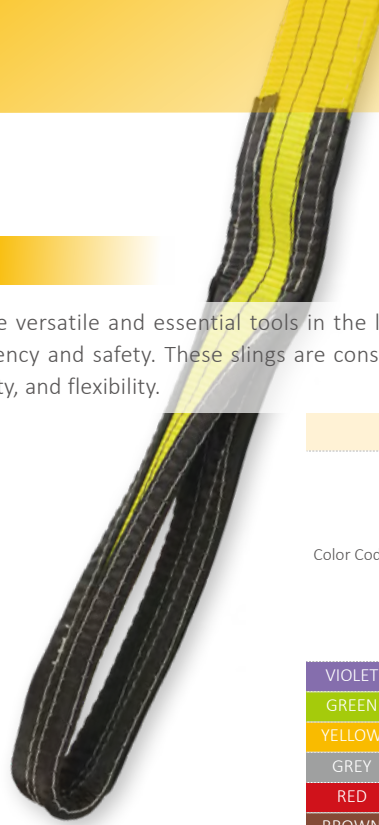
The W-FORCE™ Flat Eye Slings are versatile and essential tools in the lifting and rigging industry, designed to securely hoist and move heavy loads with efficiency and safety. These slings are constructed from high-quality polyester webbing material, renowned for its strength, durability, and flexibility.

Features






- Material Strength
- Flexibility
- Lightweight and Portable
- Non-Abrasive Surface
- Versatility
- Color-Coded for Safety

Applications






- Construction sites
- Manufacturing facilities
- Shipping and logistics industries
- Warehouses and distribution centers








SIMPLEX WEBBING SLING CAPACITY IN KGS

Color Code	Width MM	Working Load Limits				
		Vertical Hitch	Choker Hitch	Basket Hitch		
				Parallel	$\beta=0^{\circ}-45^{\circ}$	$\beta=45^{\circ}-60^{\circ}$
						
		M=1.0	M=0.8	M=2.0	M=1.4	M=1.0
VIOLET	30	500	400	1000	700	500
GREEN	60	1000	800	2000	1400	1000
YELLOW	90	1500	1200	3000	2100	1500
GREY	120	2000	1600	4000	2800	2000
RED	150	2500	2000	5000	3500	2500
BROWN	180	3000	2400	6000	4200	3000
BLUE	240	4000	3200	8000	5600	4000
ORANGE	265	5000	4000	10000	7000	5000
	300	6000	4800	12000	8400	6000






DUPLEX WEBBING SLING CAPACITY IN KGS

Color Code	Width MM	Working Load Limits				
		Vertical Hitch	Choker Hitch	Basket Hitch		
				Parallel	$\beta=0^{\circ}-45^{\circ}$	$\beta=45^{\circ}-60^{\circ}$
						
		M=1.0	M=0.8	M=2.0	M=1.4	M=1.0
VIOLET	30	1000	800	2000	1400	1000
GREEN	60	2000	1600	4000	2800	2000
YELLOW	90	3000	2400	6000	4200	3000
GREY	120	4000	3200	8000	5600	4000
RED	150	5000	4000	10000	7000	5000
BROWN	180	6000	4800	12000	8400	6000
BLUE	240	8000	6400	16000	11200	8000
ORANGE	265	10000	8000	20000	14000	10000
	300	12000	9600	24000	16800	12000






QUADRUPLEX WEBBING SLING CAPACITY IN KGS

Color Code	Width MM	Working Load Limits				
		Vertical Hitch	Choker Hitch	Basket Hitch		
				Parallel	$\beta=0^{\circ}-45^{\circ}$	$\beta=45^{\circ}-60^{\circ}$
						
		M=1.0	M=0.8	M=2.0	M=1.4	M=1.0
VIOLET	30	2000	1600	4000	2800	2000
GREEN	60	4000	3200	8000	5600	4000
YELLOW	90	6000	4800	12000	8400	6000
GREY	120	8000	6400	16000	11200	8000
RED	150	10000	8000	20000	14000	10000
BROWN	180	12000	9600	24000	16800	12000
BLUE	240	16000	12800	32000	22400	16000
ORANGE	265	20000	16000	40000	28000	20000
	300	24000	19200	48000	33600	24000

FLAT ENDLESS SINGLE PLY SLING CAPACITY IN KGS

Color Code	Width MM	Working Load Limits				
		Vertical Hitch	Choker Hitch	Basket Hitch		
				Parallel	$\beta=0^{\circ}-45^{\circ}$	$\beta=45^{\circ}-60^{\circ}$
						
		M=1.0	M=0.8	M=2.0	M=1.4	M=1.0
VIOLET	30	1000	800	2000	1400	1000
GREEN	60	2000	1600	4000	2800	2000
YELLOW	90	3000	2400	6000	4200	3000
GREY	120	4000	3200	8000	5600	4000
RED	150	5000	4000	10000	7000	5000
BROWN	180	6000	4800	12000	8400	6000
BLUE	240	8000	6400	16000	11200	8000
ORANGE	265	10000	8000	20000	14000	10000
	300	12000	9600	24000	16800	12000

FLAT ENDLESS DOUBLE PLY SLING CAPACITY IN KGS

Color Code	Width MM	Working Load Limits				
		Vertical Hitch	Choker Hitch	Basket Hitch		
				Parallel	$\beta=0^{\circ}-45^{\circ}$	$\beta=45^{\circ}-60^{\circ}$
						
		M=1.0	M=0.8	M=2.0	M=1.4	M=1.0
VIOLET	30	1000	800	2000	1400	1000
GREEN	60	2000	1600	4000	2800	2000
YELLOW	90	3000	2400	6000	4200	3000
GREY	120	4000	3200	8000	5600	4000
RED	150	5000	4000	10000	7000	5000
BROWN	180	6000	4800	12000	8400	6000
BLUE	240	8000	6400	16000	11200	8000
ORANGE	265	10000	8000	20000	14000	10000
	300	12000	9600	24000	16800	12000

R-FORCE™

Round Sling

The R-FORCE™ round sling is a type of lifting sling used in material handling and lifting operations. Unlike flat slings, which have a flat surface, round slings are made of a continuous loop of synthetic fibers to form a round shape. The round sling designed to be strong, flexible, and lightweight, making them suitable for a wide range of lifting applications. All slings comply with standard EN 1492-2:2000.

Features

Flexibility: Round slings are highly flexible and can conform to the shape of the load, making them ideal for lifting irregularly shaped or delicate objects.

Load Protection: The soft, flexible surface of round slings helps distribute the load evenly and reduces the risk of damage to the load.

Versatility: Round slings can be used in various lifting configurations, including vertical, choker, and basket hitches. This versatility makes them suitable for lifting a wide range of loads.








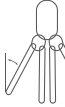

Lightweight: Round slings are lightweight and easy to handle, reducing the strain on workers during lifting operations.

Durability: Round slings are typically made from durable materials that are resistant to abrasion, UV degradation, and chemical exposure, ensuring a long service life even in harsh environments.

Easy Inspection: Round slings do not have seams or joints, making them easier to inspect for damage or wear. Regular inspections can help identify any issues early and prevent accidents or equipment failures.

Applications

Heavy-duty lifting	Material handling	Cargo transport
Construction support	Logistics assistance	Machinery relocation

R-FORCE™ ROUND SLING										
Color Code	Approx Dia MM	Working Load Limits					Working Load Limits			
		Vertical Hitch	Choker Hitch	Basket Hitch			Two Leg Sling		Three and four Leg Slings	
				Parallel	$\beta=0^{\circ}\text{-}45^{\circ}$	$\beta=45^{\circ}\text{-}60^{\circ}$	$\beta=0^{\circ}\text{-}45^{\circ}$	$\beta=45^{\circ}\text{-}60^{\circ}$	$\beta=0^{\circ}\text{-}45^{\circ}$	$\beta=45^{\circ}\text{-}60^{\circ}$
										
		M=1.0	M=0.8	M=2.0	M=1.4	M=1.0	M=1.4	M=1.0	M=2.1	M=1.5
VIOLET	18	1000	800	2000	1400	1000	2800	2000	2100	1500
GREEN	20	2000	1600	4000	2800	2000	5600	4000	4200	3000
YELLOW	22	3000	2400	6000	4200	3000	8400	6000	6300	4500
GREY	25	4000	3200	8000	5600	4000	11200	8000	8400	6000
RED	28	5000	4000	10000	7000	5000	14000	10000	10500	7500
BROWN	32	6000	4800	12000	8400	6000	16800	12000	12600	9000
BLUE	38	8000	6400	16000	11200	8000	22400	16000	16800	12000
ORANGE	48	10000	8000	20000	14000	10000	28000	20000	21000	15000
ORANGE	60	12000	9600	24000	16800	12000	33600	24000	25200	18000
ORANGE	70	15000	12000	30000	21000	15000	42000	30000	31500	22500
ORANGE	80	20000	16000	40000	28000	20000	56000	40000	42000	30000
ORANGE	90	25000	20000	50000	35000	25000	70000	50000	52500	37500
ORANGE	100	30000	24000	60000	42000	30000	84000	60000	63000	45000
ORANGE	115	36000	28800	72000	50400	36000	100800	72000	75600	54000
ORANGE	180	50000	40000	100000	70000	50000	140000	100000	105000	75000
ORANGE	200	75000	60000	150000	105000	75000	210000	150000	157500	112500
ORANGE	250	100000	80000	200000	140000	100000	280000	200000	210000	150000

ULTRA R-FORCE™

Heavy Duty Round Sling

The construction of the high performance round sling is based on parallel laid fiber technology that make up the core. The core is made of 100% high performance HMPE fibers. This makes the slings up to 15 times stronger than steel on a weight for weight basis. Endless-loop construction to ensure very low elongation under load, prevent 'load bounce' when hoisting very heavy weights. It is used worldwide in place of steel rigging for heavy lifts. The right jacket, sleeve or cover mainly serves to keep the core yarn strands together, protects the core material from getting damaged.




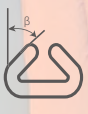



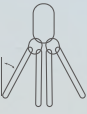

Features

- Extremely lighter, safer, and easier to handle than steel
- Low elongation
- No water absorption
- Good chemical resistance
- Possibility to repair the damaged slings
- Convenient storage
- Quick & easy rigging

Applications

- Capacities of up to 3500t MBL
- Lengths of 1m to 50m (longer on request)
- Length tolerances as low as ±10mm (on request)
- Elongation during use ±0.5% (depending on safety factor)
- Working temp. range of -40°C to +60°C

ULTRA R-FORCE™ ROUND SLING CAPACITY IN KGS

Color Code	Core Dia. MM	Working Load Limits					Working Load Limits			
		Vertical Hitch	Choker Hitch	Basket Hitch			Two Leg Sling		Three and four Leg Slings	
				Parallel	$\beta=0^{\circ}-45^{\circ}$	$\beta=45^{\circ}-60^{\circ}$	$\beta=0^{\circ}-45^{\circ}$	$\beta=45^{\circ}-60^{\circ}$	$\beta=0^{\circ}-45^{\circ}$	$\beta=45^{\circ}-60^{\circ}$
										
		M=1.0	M=0.8	M=2.0	M=1.4	M=1.0	M=1.4	M=1.0	M=2.1	M=1.5
ORANGE	26	5000	4000	10000	7000	5000	14000	10000	10500	7500
ORANGE	34	10000	8000	20000	14000	10000	28000	20000	21000	15000
ORANGE	44	20000	16000	40000	28000	20000	56000	40000	42000	30000
ORANGE	50	30000	24000	60000	42000	30000	84000	60000	63000	45000
ORANGE	64	40000	32000	80000	56000	40000	112000	80000	84000	60000
ORANGE	75	50000	40000	100000	70000	50000	140000	100000	105000	75000
ORANGE	106	100000	80000	200000	140000	100000	280000	200000	210000	150000
ORANGE	128	150000	120000	300000	210000	150000	420000	300000	315000	225000
ORANGE	150	200000	160000	400000	280000	200000	560000	400000	420000	300000
ORANGE	168	250000	200000	500000	350000	250000	700000	500000	525000	375000
ORANGE	184	300000	240000	600000	420000	300000	840000	600000	630000	450000
ORANGE	198	350000	280000	700000	490000	350000	980000	700000	735000	525000
ORANGE	212	400000	320000	800000	560000	400000	1120000	800000	840000	600000
ORANGE	225	450000	360000	900000	630000	450000	1260000	900000	945000	675000
ORANGE	237	500000	400000	1000000	700000	500000	1400000	1000000	1050000	750000

HOPEX™ SLING

Heavy Duty Rope Sling

HOPEX™ sling is made of UHMWPE rope with high flex fatigue and abrasion resistance. As an excellent solution to customization requirements, it offers all the benefits of a wire rope sling, but the same size Fast-sling weighs only one seventh comparison with the wire rope. Tensile Strengths are determined in accordance with Cordage Institute 1500. Safety Factor 7:1 and 5:1.

Nominal Size			Eye & Eye sling						Endless Grommets sling					
			Sling Capacity Ratings at Work Load Limits in Tons						Sling Capacity Ratings at Work Load Limits in Tons					
Dia. MM	Dia. Inch	Spliced MBL Tons	Vertical		Choker		Basket		Vertical		Choker		Basket	
			SF7:1	SF5:1	SF7:1	SF5:1	SF7:1	SF5:1	SF7:1	SF5:1	SF7:1	SF5:1	SF7:1	SF5:1
20	13/16	34.7	5.0	6.9	3.7	5.2	9.9	13.9	8.2	11.5	6.1	8.6	16.4	22.9
22	7/8	41.3	5.9	8.3	4.4	6.2	11.8	16.5	9.7	13.6	7.3	10.2	19.5	27.3
24	1	48	6.9	9.6	5.1	7.2	13.7	19.2	11.3	15.8	8.5	11.9	22.6	31.7
26	1-1/16	55.1	7.9	11.0	5.9	8.3	15.7	22.0	13.0	18.2	9.7	13.6	26.0	36.4
28	1-1/8	62.8	9.0	12.6	6.7	9.4	17.9	25.1	14.8	20.7	11.1	15.5	29.6	41.4
30	1-1/4	71.4	10.2	14.3	7.7	10.7	20.4	28.6	16.8	23.6	12.6	17.7	33.7	47.1
32	1-5/16	79.6	11.4	15.9	8.5	11.9	22.7	31.8	18.8	26.3	14.1	19.7	37.5	52.5
36	1-1/2	98.5	14.1	19.7	10.6	14.8	28.1	39.4	23.2	32.5	17.4	24.4	46.4	65.0
40	1-5/8	118	16.8	23.6	12.6	17.7	33.7	47.2	27.8	38.9	20.8	29.2	55.6	77.8
44	1-3/4	140	20.0	28.1	15.0	21.0	40.1	56.1	33.1	46.3	24.8	34.7	66.1	92.6
48	2	163	23.3	32.7	17.5	24.5	46.7	65.3	38.5	53.9	28.9	40.4	77.0	108
52	2-1/8	188	26.8	37.6	20.1	28.2	53.7	75.1	44.3	62.0	33.2	46.5	88.5	124
56	2-1/4	214	30.5	42.8	22.9	32.1	61.1	85.5	50.4	70.6	37.8	52.9	101	141
60	2-1/2	242	34.5	48.4	25.9	36.3	69.1	96.7	57.0	79.8	42.7	59.8	114	160
64	2-5/8	271	38.7	54.2	29.0	40.6	77.4	108	63.9	89.4	47.9	67.0	128	179
68	2-3/4	302	43.1	60.3	32.3	45.2	86.1	121	71.1	99.5	53.3	74.6	142	199
72	3	334	47.7	66.7	35.8	50.1	95.3	134	78.7	110	59.0	82.6	157	220
76	3-1/8	367	52.5	73.5	39.4	55.1	105	147	86.6	121	64.9	90.9	173	242
80	3-1/4	402	57.4	80.4	43.1	60.3	115	161	94.8	133	71.1	99.5	190	265
88	3-5/8	476	67.9	95.1	50.9	71.3	136	190	112	157	84.1	118	224	314
96	4	555	79.2	111	59.4	83.2	158	222	131	183	98.0	137	261	366

Features

- Highest Strength
- Lowest Stretch
- Soft Hand Easy Splicing
- Low Creep
- Torque Free
- Floats

Applications

- Heavy Lift
- Vessel Mooring
- Tug
- Winch
- Marine Engineering
- Wind Power Industry





ROPENET

WWW.ROPENET.COM

INFO@ROPENET.COM 86-538-8669566
NO.67 LEIGUSHI STREET,TAIAN,SHANDONG,CHINA